

# Discovering and Explaining Systematic Bias and Nontransparency in US Social Security Administration Forecasts<sup>1</sup>

Gary King<sup>2</sup>

Institute for Quantitative Social Science  
Harvard University

(University of Florida, 3/18/2016)

---

<sup>1</sup>Based on joint work with Konstantin Kashin and Samir Soneji

<sup>2</sup>GaryKing.org

# References

# References

- Systematic Bias and Nontransparency in US Social Security Administration Forecasts  
*Journal of Economic Perspectives*

# References

- Systematic Bias and Nontransparency in US Social Security Administration Forecasts  
*Journal of Economic Perspectives*
- Explaining Systematic Bias and Nontransparency in US Social Security Administration Forecasts  
*Political Analysis*

# References

- Systematic Bias and Nontransparency in US Social Security Administration Forecasts  
*Journal of Economic Perspectives*
- Explaining Systematic Bias and Nontransparency in US Social Security Administration Forecasts  
*Political Analysis*
- Articles, data, code available at [GaryKing.org/ss](http://GaryKing.org/ss)

# The Essential Role of Forecasting in the US Government

# The Essential Role of Forecasting in the US Government

- Social Security

# The Essential Role of Forecasting in the US Government

- Social Security
  - Single largest U.S. government program



# The Essential Role of Forecasting in the US Government

- Social Security
  - Single largest U.S. government program
  - 37% of federal outlays (\$1.3T in 2013 expenditures)

# The Essential Role of Forecasting in the US Government

- Social Security
  - Single largest U.S. government program
  - 37% of federal outlays (\$1.3T in 2013 expenditures)
  - Brings 20% of elderly Americans above poverty level

# The Essential Role of Forecasting in the US Government

- Social Security
  - Single largest U.S. government program
  - 37% of federal outlays (\$1.3T in 2013 expenditures)
  - Brings 20% of elderly Americans above poverty level
  - Enormously popular

# The Essential Role of Forecasting in the US Government

- Social Security

- Single **largest** U.S. government program
- **37%** of federal outlays (**\$1.3T** in 2013 expenditures)
- Brings **20%** of elderly Americans above poverty level
- Enormously **popular**
- **Proposals for change**: highly controversial, partisan, cross-cutting, and personal — the “third rail of American politics”

# The Essential Role of Forecasting in the US Government

- Social Security

- Single **largest** U.S. government program
- **37%** of federal outlays (**\$1.3T** in 2013 expenditures)
- Brings **20%** of elderly Americans above poverty level
- Enormously **popular**
- **Proposals for change**: highly controversial, partisan, cross-cutting, and personal — the “third rail of American politics”
- Payroll taxes  $\rightsquigarrow$  **Trust Funds** (now  $\approx$ \$2.8T)  $\rightsquigarrow$  beneficiaries

# The Essential Role of Forecasting in the US Government

- Social Security

- Single **largest** U.S. government program
- **37%** of federal outlays (**\$1.3T** in 2013 expenditures)
- Brings **20%** of elderly Americans above poverty level
- Enormously **popular**
- **Proposals for change**: highly controversial, partisan, cross-cutting, and personal — the “third rail of American politics”
- Payroll taxes  $\rightsquigarrow$  **Trust Funds** (now  $\approx$ \$2.8T)  $\rightsquigarrow$  beneficiaries
- **SSA demographic and financial forecasts**:

# The Essential Role of Forecasting in the US Government

- Social Security

- Single **largest** U.S. government program
- **37%** of federal outlays (**\$1.3T** in 2013 expenditures)
- Brings **20%** of elderly Americans above poverty level
- Enormously **popular**
- **Proposals for change**: highly controversial, partisan, cross-cutting, and personal — the “third rail of American politics”
- Payroll taxes  $\rightsquigarrow$  **Trust Funds** (now  $\approx$ \$2.8T)  $\rightsquigarrow$  beneficiaries
- **SSA demographic and financial forecasts**:
  - under factual conditions, used to **evaluate solvency**

# The Essential Role of Forecasting in the US Government

- Social Security

- Single **largest** U.S. government program
- **37%** of federal outlays (**\$1.3T** in 2013 expenditures)
- Brings **20%** of elderly Americans above poverty level
- Enormously **popular**
- **Proposals for change**: highly controversial, partisan, cross-cutting, and personal — the “third rail of American politics”
- Payroll taxes  $\rightsquigarrow$  **Trust Funds** (now  $\approx$ \$2.8T)  $\rightsquigarrow$  beneficiaries
- **SSA demographic and financial forecasts**:
  - under factual conditions, used to **evaluate solvency**
  - under counterfactual conditions, used to **score policy proposals**



# The Essential Role of Forecasting in the US Government

- Social Security
  - Single largest U.S. government program
  - 37% of federal outlays (\$1.3T in 2013 expenditures)
  - Brings 20% of elderly Americans above poverty level
  - Enormously popular
  - Proposals for change: highly controversial, partisan, cross-cutting, and personal — the “third rail of American politics”
  - Payroll taxes  $\rightsquigarrow$  Trust Funds (now  $\approx$ \$2.8T)  $\rightsquigarrow$  beneficiaries
  - SSA demographic and financial forecasts:
    - under factual conditions, used to evaluate solvency
    - under counterfactual conditions, used to score policy proposals
- Other Programs that Rely on SSA Forecasts

# The Essential Role of Forecasting in the US Government

- **Social Security**
  - Single **largest** U.S. government program
  - **37%** of federal outlays (**\$1.3T** in 2013 expenditures)
  - Brings **20%** of elderly Americans above poverty level
  - Enormously **popular**
  - **Proposals for change**: highly controversial, partisan, cross-cutting, and personal — the “third rail of American politics”
  - Payroll taxes  $\rightsquigarrow$  **Trust Funds** (now  $\approx$ \$2.8T)  $\rightsquigarrow$  beneficiaries
  - **SSA demographic and financial forecasts**:
    - under factual conditions, used to **evaluate solvency**
    - under counterfactual conditions, used to **score policy proposals**
- **Other Programs that Rely on SSA Forecasts**
  - Medicare & Medicaid Trust Funds; CBO evaluations, etc.

# The Essential Role of Forecasting in the US Government

- Social Security

- Single **largest** U.S. government program
- **37%** of federal outlays (**\$1.3T** in 2013 expenditures)
- Brings **20%** of elderly Americans above poverty level
- Enormously **popular**
- **Proposals for change**: highly controversial, partisan, cross-cutting, and personal — the “third rail of American politics”
- Payroll taxes  $\rightsquigarrow$  **Trust Funds** (now  $\approx$ \$2.8T)  $\rightsquigarrow$  beneficiaries
- **SSA demographic and financial forecasts**:
  - under factual conditions, used to **evaluate solvency**
  - under counterfactual conditions, used to **score policy proposals**

- Other Programs that Rely on SSA Forecasts

- Medicare & Medicaid Trust Funds; CBO evaluations, etc.
- $\rightsquigarrow$  **Programs comprising > 50% of US government expenditures**

# Nontransparency in Social Security Forecasting

# Nontransparency in Social Security Forecasting

- Who forecasts independently of SSA's Office of the Chief Actuary?

# Nontransparency in Social Security Forecasting

- Who forecasts independently of SSA's Office of the Chief Actuary?
  - No one

# Nontransparency in Social Security Forecasting

- Who forecasts independently of SSA's Office of the Chief Actuary?
  - No one
- Who has been able to fully replicate OCACT's forecasts?

# Nontransparency in Social Security Forecasting

- Who forecasts independently of SSA's Office of the Chief Actuary?
  - No one
- Who has been able to fully replicate OCACT's forecasts?
  - No one



# Nontransparency in Social Security Forecasting

- Who forecasts independently of SSA's Office of the Chief Actuary?
  - No one
- Who has been able to fully replicate OCACT's forecasts?
  - No one
  - Some data shared: in difficult, disorganized, non-automated formats

# Nontransparency in Social Security Forecasting

- Who forecasts independently of SSA's Office of the Chief Actuary?
  - No one
- Who has been able to fully replicate OCACT's forecasts?
  - No one
  - Some data shared: in difficult, disorganized, non-automated formats
  - Some impossible to share: informal, qualitative methods; e.g., committees choosing huge numbers of adjustable parameters

# Nontransparency in Social Security Forecasting

- Who forecasts independently of SSA's Office of the Chief Actuary?
  - No one
- Who has been able to fully replicate OCACT's forecasts?
  - No one
  - Some data shared: in difficult, disorganized, non-automated formats
  - Some impossible to share: informal, qualitative methods; e.g., committees choosing huge numbers of adjustable parameters
  - Much could be shared but is not (with the public, the scientific community, US government agencies, or even other parts of SSA)

# Nontransparency in Social Security Forecasting

- Who forecasts independently of SSA's Office of the Chief Actuary?
  - No one
- Who has been able to fully replicate OCACT's forecasts?
  - No one
  - Some data shared: in difficult, disorganized, non-automated formats
  - Some impossible to share: informal, qualitative methods; e.g., committees choosing huge numbers of adjustable parameters
  - Much could be shared but is not (with the public, the scientific community, US government agencies, or even other parts of SSA)
- Nontransparency and lack of data sharing violates:

# Nontransparency in Social Security Forecasting

- Who forecasts independently of SSA's Office of the Chief Actuary?
  - No one
- Who has been able to fully replicate OCACT's forecasts?
  - No one
  - Some data shared: in difficult, disorganized, non-automated formats
  - Some impossible to share: informal, qualitative methods; e.g., committees choosing huge numbers of adjustable parameters
  - Much could be shared but is not (with the public, the scientific community, US government agencies, or even other parts of SSA)
- Nontransparency and lack of data sharing violates:
  - repeated, emphatic calls from SSA's Technical Advisory Panels

# Nontransparency in Social Security Forecasting

- Who forecasts independently of SSA's Office of the Chief Actuary?
  - No one
- Who has been able to fully replicate OCACT's forecasts?
  - No one
  - Some data shared: in difficult, disorganized, non-automated formats
  - Some impossible to share: informal, qualitative methods; e.g., committees choosing huge numbers of adjustable parameters
  - Much could be shared but is not (with the public, the scientific community, US government agencies, or even other parts of SSA)
- Nontransparency and lack of data sharing violates:
  - repeated, emphatic calls from SSA's Technical Advisory Panels
  - Executive Orders requiring "a presumption in favor of openness," data that's "accessible, discoverable, and usable by the public"

# Nontransparency in Social Security Forecasting

- Who forecasts independently of SSA's Office of the Chief Actuary?
  - No one
- Who has been able to fully replicate OCACT's forecasts?
  - No one
  - Some data shared: in difficult, disorganized, non-automated formats
  - Some impossible to share: informal, qualitative methods; e.g., committees choosing huge numbers of adjustable parameters
  - Much could be shared but is not (with the public, the scientific community, US government agencies, or even other parts of SSA)
- Nontransparency and lack of data sharing violates:
  - repeated, emphatic calls from SSA's Technical Advisory Panels
  - Executive Orders requiring "a presumption in favor of openness," data that's "accessible, discoverable, and usable by the public"
  - the data sharing revolution in academia

# Nontransparency in Social Security Forecasting

- Who forecasts independently of SSA's Office of the Chief Actuary?
  - No one
- Who has been able to fully replicate OCACT's forecasts?
  - No one
  - Some data shared: in difficult, disorganized, non-automated formats
  - Some impossible to share: informal, qualitative methods; e.g., committees choosing huge numbers of adjustable parameters
  - Much could be shared but is not (with the public, the scientific community, US government agencies, or even other parts of SSA)
- Nontransparency and lack of data sharing violates:
  - repeated, emphatic calls from SSA's Technical Advisory Panels
  - Executive Orders requiring "a presumption in favor of openness," data that's "accessible, discoverable, and usable by the public"
  - the data sharing revolution in academia
- **Enormous missed opportunity**: for the scientific community and others to check and improve SSA forecasts (for free);



# Nontransparency in Social Security Forecasting

- Who forecasts independently of SSA's Office of the Chief Actuary?
  - No one
- Who has been able to fully replicate OCACT's forecasts?
  - No one
  - Some data shared: in difficult, disorganized, non-automated formats
  - Some impossible to share: informal, qualitative methods; e.g., committees choosing huge numbers of adjustable parameters
  - Much could be shared but is not (with the public, the scientific community, US government agencies, or even other parts of SSA)
- Nontransparency and lack of data sharing violates:
  - repeated, emphatic calls from SSA's Technical Advisory Panels
  - Executive Orders requiring "a presumption in favor of openness," data that's "accessible, discoverable, and usable by the public"
  - the data sharing revolution in academia
- **Enormous missed opportunity**: for the scientific community and others to check and improve SSA forecasts (for free); but **easy to fix!**

# Evaluating SSA Forecasts

# Evaluating SSA Forecasts

- The history of all systematic evaluations of SSA forecasts:

# Evaluating SSA Forecasts

- The history of all systematic evaluations of SSA forecasts:
  - by SSA:

# Evaluating SSA Forecasts

- The history of all systematic evaluations of SSA forecasts:
  - by SSA: **None**

# Evaluating SSA Forecasts

- The history of all systematic evaluations of SSA forecasts:
  - by SSA: None
  - by others:

# Evaluating SSA Forecasts

- The history of all systematic evaluations of SSA forecasts:
  - by SSA: None
  - by others: None

# Evaluating SSA Forecasts

- The history of all systematic evaluations of SSA forecasts:
  - by SSA: **None**
  - by others: **None**
  - (A few highly selected numbers discussed in speeches)



# Evaluating SSA Forecasts

- The history of all systematic evaluations of SSA forecasts:
  - by SSA: **None**
  - by others: **None**
  - (A few highly selected numbers discussed in speeches)
- Great opportunity for science and policy:

# Evaluating SSA Forecasts

- The history of all systematic evaluations of SSA forecasts:
  - by SSA: None
  - by others: None
  - (A few highly selected numbers discussed in speeches)
- Great opportunity for science and policy:
  - SSA has been forecasting for so long, we can make truly out-of-sample evaluations, & use errors to improve

# Evaluating SSA Forecasts

- The history of all systematic evaluations of SSA forecasts:
  - by SSA: **None**
  - by others: **None**
  - (A few highly selected numbers discussed in speeches)
- Great opportunity for science and policy:
  - SSA has been forecasting for so long, we can make truly out-of-sample evaluations, & use errors to improve
  - Our methods:

# Evaluating SSA Forecasts

- The history of all systematic evaluations of SSA forecasts:
  - by SSA: **None**
  - by others: **None**
  - (A few highly selected numbers discussed in speeches)
- Great opportunity for science and policy:
  - SSA has been forecasting for so long, we can make truly out-of-sample evaluations, & use errors to improve
  - Our methods:
    - Systematically compared each SSA forecast to the truth

# Evaluating SSA Forecasts

- The history of all systematic evaluations of SSA forecasts:
  - by SSA: **None**
  - by others: **None**
  - (A few highly selected numbers discussed in speeches)
- Great opportunity for science and policy:
  - SSA has been forecasting for so long, we can make truly out-of-sample evaluations, & use errors to improve
  - Our methods:
    - Systematically compared each SSA forecast to the truth
    - Conducted large number of detailed, semi-structured interviews with participants at every level of the policy and forecasting process

# Evaluating SSA Forecasts

- The history of all systematic evaluations of SSA forecasts:
  - by SSA: **None**
  - by others: **None**
  - (A few highly selected numbers discussed in speeches)
- Great opportunity for science and policy:
  - SSA has been forecasting for so long, we can make truly out-of-sample evaluations, & use errors to improve
  - Our methods:
    - Systematically compared each SSA forecast to the truth
    - Conducted large number of detailed, semi-structured interviews with participants at every level of the policy and forecasting process
- Preview of Results:

# Evaluating SSA Forecasts

- The history of all systematic evaluations of SSA forecasts:
  - by SSA: **None**
  - by others: **None**
  - (A few highly selected numbers discussed in speeches)
- Great opportunity for science and policy:
  - SSA has been forecasting for so long, we can make truly out-of-sample evaluations, & use errors to improve
  - Our methods:
    - Systematically compared each SSA forecast to the truth
    - Conducted large number of detailed, semi-structured interviews with participants at every level of the policy and forecasting process
- Preview of Results:
  - Before c. 2000:

# Evaluating SSA Forecasts

- The history of all systematic evaluations of SSA forecasts:
  - by SSA: **None**
  - by others: **None**
  - (A few highly selected numbers discussed in speeches)
- Great opportunity for science and policy:
  - SSA has been forecasting for so long, we can make truly out-of-sample evaluations, & use errors to improve
  - Our methods:
    - Systematically compared each SSA forecast to the truth
    - Conducted large number of detailed, semi-structured interviews with participants at every level of the policy and forecasting process
- Preview of Results:
  - Before c. 2000: **Approximately unbiased forecasts**



# Evaluating SSA Forecasts

- The history of all systematic evaluations of SSA forecasts:
  - by SSA: **None**
  - by others: **None**
  - (A few highly selected numbers discussed in speeches)
- Great opportunity for science and policy:
  - SSA has been forecasting for so long, we can make truly out-of-sample evaluations, & use errors to improve
  - Our methods:
    - Systematically compared each SSA forecast to the truth
    - Conducted large number of detailed, semi-structured interviews with participants at every level of the policy and forecasting process
- Preview of Results:
  - Before c. 2000: **Approximately unbiased forecasts**
  - After 2000:

# Evaluating SSA Forecasts

- The history of all systematic evaluations of SSA forecasts:
  - by SSA: **None**
  - by others: **None**
  - (A few highly selected numbers discussed in speeches)
- Great opportunity for science and policy:
  - SSA has been forecasting for so long, we can make truly out-of-sample evaluations, & use errors to improve
  - Our methods:
    - Systematically compared each SSA forecast to the truth
    - Conducted large number of detailed, semi-structured interviews with participants at every level of the policy and forecasting process
- Preview of Results:
  - Before c. 2000: **Approximately unbiased forecasts**
  - After 2000: **Systematically biased forecasts,**

# Evaluating SSA Forecasts

- The history of all systematic evaluations of SSA forecasts:
  - by SSA: **None**
  - by others: **None**
  - (A few highly selected numbers discussed in speeches)
- Great opportunity for science and policy:
  - SSA has been forecasting for so long, we can make truly out-of-sample evaluations, & use errors to improve
  - Our methods:
    - Systematically compared each SSA forecast to the truth
    - Conducted large number of detailed, semi-structured interviews with participants at every level of the policy and forecasting process
- Preview of Results:
  - Before c. 2000: **Approximately unbiased forecasts**
  - After 2000: **Systematically biased forecasts**, increasingly so over time,

# Evaluating SSA Forecasts

- The history of all systematic evaluations of SSA forecasts:
  - by SSA: **None**
  - by others: **None**
  - (A few highly selected numbers discussed in speeches)
- Great opportunity for science and policy:
  - SSA has been forecasting for so long, we can make truly out-of-sample evaluations, & use errors to improve
  - Our methods:
    - Systematically compared each SSA forecast to the truth
    - Conducted large number of detailed, semi-structured interviews with participants at every level of the policy and forecasting process
- Preview of Results:
  - Before c. 2000: **Approximately unbiased forecasts**
  - After 2000: **Systematically biased forecasts**, increasingly so over time, all in the same direction

# Evaluating SSA Forecasts

- The history of all systematic evaluations of SSA forecasts:
  - by SSA: **None**
  - by others: **None**
  - (A few highly selected numbers discussed in speeches)
- Great opportunity for science and policy:
  - SSA has been forecasting for so long, we can make truly out-of-sample evaluations, & use errors to improve
  - Our methods:
    - Systematically compared each SSA forecast to the truth
    - Conducted large number of detailed, semi-structured interviews with participants at every level of the policy and forecasting process
- Preview of Results:
  - Before c. 2000: **Approximately unbiased forecasts**
  - After 2000: **Systematically biased forecasts**, increasingly so over time, all in the same direction — making the Trust Funds consistently appear healthier than they actually are

# Evaluating SSA Forecasts

- The history of all systematic evaluations of SSA forecasts:
  - by SSA: **None**
  - by others: **None**
  - (A few highly selected numbers discussed in speeches)
- Great opportunity for science and policy:
  - SSA has been forecasting for so long, we can make truly out-of-sample evaluations, & use errors to improve
  - Our methods:
    - Systematically compared each SSA forecast to the truth
    - Conducted large number of detailed, semi-structured interviews with participants at every level of the policy and forecasting process
- Preview of Results:
  - Before c. 2000: **Approximately unbiased forecasts**
  - After 2000: **Systematically biased forecasts**, increasingly so over time, all in the same direction — making the Trust Funds consistently appear healthier than they actually are
  - How big is the bias?

# Evaluating SSA Forecasts

- The history of all systematic evaluations of SSA forecasts:
  - by SSA: **None**
  - by others: **None**
  - (A few highly selected numbers discussed in speeches)
- Great opportunity for science and policy:
  - SSA has been forecasting for so long, we can make truly out-of-sample evaluations, & use errors to improve
  - Our methods:
    - Systematically compared each SSA forecast to the truth
    - Conducted large number of detailed, semi-structured interviews with participants at every level of the policy and forecasting process
- Preview of Results:
  - Before c. 2000: **Approximately unbiased forecasts**
  - After 2000: **Systematically biased forecasts**, increasingly so over time, all in the same direction — making the Trust Funds consistently appear healthier than they actually are
  - How big is the bias? Larger than almost all of OCACT's policy scores

# Evaluating SSA Forecasts

- The history of all systematic evaluations of SSA forecasts:
  - by SSA: **None**
  - by others: **None**
  - (A few highly selected numbers discussed in speeches)
- Great opportunity for science and policy:
  - SSA has been forecasting for so long, we can make truly out-of-sample evaluations, & use errors to improve
  - Our methods:
    - Systematically compared each SSA forecast to the truth
    - Conducted large number of detailed, semi-structured interviews with participants at every level of the policy and forecasting process
- Preview of Results:
  - Before c. 2000: **Approximately unbiased forecasts**
  - After 2000: **Systematically biased forecasts**, increasingly so over time, all in the same direction — making the Trust Funds consistently appear healthier than they actually are
  - How big is the bias? Larger than almost all of OCACT's policy scores
  - Straightforward **solutions** exist for all problems discovered



# How OCACT Forecasts

# How OCACT Forecasts

- SSA methods:

## How OCACT Forecasts

- **SSA methods:** Little changed in decades

## How OCACT Forecasts

- **SSA methods:** Little changed in decades — a period with breathtaking advances in big data, data science, statistics, and social science

## How OCACT Forecasts

- **SSA methods:** Little changed in decades — a period with breathtaking advances in big data, data science, statistics, and social science
- **Example: Mortality Forecasts**

## How OCACT Forecasts

- **SSA methods:** Little changed in decades — a period with breathtaking advances in big data, data science, statistics, and social science
- **Example: Mortality Forecasts**
  - Estimate 294 “historical rates of decline” ( $21 \text{ ages} \times 2 \text{ sexes} \times 7 \text{ causes}$ )

## How OCACT Forecasts

- **SSA methods**: Little changed in decades — a period with breathtaking advances in big data, data science, statistics, and social science
- **Example: Mortality Forecasts**
  - Estimate 294 “historical rates of decline” ( $21 \text{ ages} \times 2 \text{ sexes} \times 7 \text{ causes}$ ) by **independent** linear regressions

# How OCACT Forecasts

- **SSA methods:** Little changed in decades — a period with breathtaking advances in big data, data science, statistics, and social science
- **Example: Mortality Forecasts**
  - Estimate 294 “historical rates of decline” ( $21 \text{ ages} \times 2 \text{ sexes} \times 7 \text{ causes}$ ) by **independent** linear regressions on time, **ignoring known risk factors**, like smoking & obesity



# How OCACT Forecasts

- **SSA methods:** Little changed in decades — a period with breathtaking advances in big data, data science, statistics, and social science
- **Example: Mortality Forecasts**
  - Estimate **294** “historical rates of decline” ( $21 \text{ ages} \times 2 \text{ sexes} \times 7 \text{ causes}$ ) by **independent** linear regressions on time, **ignoring known risk factors**, like smoking & obesity
  - Choose **210** “ultimate annual rates of mortality decline” ( $5 \text{ age groups} \times 2 \text{ sexes} \times 3 \text{ cost scenarios} \times 7 \text{ (or 5) causes}$ ) for year  $t + 26$

# How OCACT Forecasts

- **SSA methods:** Little changed in decades — a period with breathtaking advances in big data, data science, statistics, and social science
- **Example: Mortality Forecasts**
  - Estimate **294** “historical rates of decline” ( $21 \text{ ages} \times 2 \text{ sexes} \times 7 \text{ causes}$ ) by **independent** linear regressions on time, **ignoring known risk factors**, like smoking & obesity
  - Choose **210** “ultimate annual rates of mortality decline” ( $5 \text{ age groups} \times 2 \text{ sexes} \times 3 \text{ cost scenarios} \times 7 \text{ (or 5) causes}$ ) for year  $t + 26$  **by committee**

# How OCACT Forecasts

- **SSA methods:** Little changed in decades — a period with breathtaking advances in big data, data science, statistics, and social science
- **Example: Mortality Forecasts**
  - Estimate **294** “historical rates of decline” ( $21 \text{ ages} \times 2 \text{ sexes} \times 7 \text{ causes}$ ) by **independent** linear regressions on time, **ignoring known risk factors**, like smoking & obesity
  - Choose **210** “ultimate annual rates of mortality decline” ( $5 \text{ age groups} \times 2 \text{ sexes} \times 3 \text{ cost scenarios} \times 7 \text{ (or 5) causes}$ ) for year  $t + 26$  **by committee in private**

# How OCACT Forecasts

- **SSA methods:** Little changed in decades — a period with breathtaking advances in big data, data science, statistics, and social science
- **Example: Mortality Forecasts**
  - Estimate 294 “historical rates of decline” ( $21 \text{ ages} \times 2 \text{ sexes} \times 7 \text{ causes}$ ) by independent linear regressions on time, ignoring known risk factors, like smoking & obesity
  - Choose 210 “ultimate annual rates of mortality decline” ( $5 \text{ age groups} \times 2 \text{ sexes} \times 3 \text{ cost scenarios} \times 7 \text{ (or 5) causes}$ ) for year  $t + 26$  by committee in private
  - Define future “annual rates of mortality decline” for each of the 294 groups,

# How OCACT Forecasts

- **SSA methods:** Little changed in decades — a period with breathtaking advances in big data, data science, statistics, and social science
- **Example: Mortality Forecasts**
  - Estimate **294** “historical rates of decline” ( $21 \text{ ages} \times 2 \text{ sexes} \times 7 \text{ causes}$ ) by **independent** linear regressions on time, **ignoring known risk factors**, like smoking & obesity
  - Choose **210** “ultimate annual rates of mortality decline” ( $5 \text{ age groups} \times 2 \text{ sexes} \times 3 \text{ cost scenarios} \times 7 \text{ (or 5) causes}$ ) for year  $t + 26$  **by committee in private**
  - Define future “annual rates of mortality decline” for each of the 294 groups, assuming **constancy** within each age group:

# How OCACT Forecasts

- **SSA methods:** Little changed in decades — a period with breathtaking advances in big data, data science, statistics, and social science
- **Example: Mortality Forecasts**
  - Estimate **294** “historical rates of decline” ( $21 \text{ ages} \times 2 \text{ sexes} \times 7 \text{ causes}$ ) by **independent** linear regressions on time, **ignoring known risk factors**, like smoking & obesity
  - Choose **210** “ultimate annual rates of mortality decline” ( $5 \text{ age groups} \times 2 \text{ sexes} \times 3 \text{ cost scenarios} \times 7 \text{ (or 5) causes}$ ) for year  $t + 26$  **by committee in private**
  - Define future “annual rates of mortality decline” for each of the 294 groups, assuming **constancy** within each age group:
    - $t + 1$  to  $t + 2$ : “historical” rate; or  $0.75 \times$  “historical” if negative

# How OCACT Forecasts

- **SSA methods:** Little changed in decades — a period with breathtaking advances in big data, data science, statistics, and social science
- **Example: Mortality Forecasts**
  - Estimate **294** “historical rates of decline” ( $21 \text{ ages} \times 2 \text{ sexes} \times 7 \text{ causes}$ ) by **independent** linear regressions on time, **ignoring known risk factors**, like smoking & obesity
  - Choose **210** “ultimate annual rates of mortality decline” ( $5 \text{ age groups} \times 2 \text{ sexes} \times 3 \text{ cost scenarios} \times 7 \text{ (or 5) causes}$ ) for year  $t + 26$  **by committee in private**
  - Define future “annual rates of mortality decline” for each of the 294 groups, assuming **constancy** within each age group:
    - $t + 1$  to  $t + 2$ : “historical” rate; or  $0.75 \times$  “historical” if negative
    - $t + 3$  to  $t + 25$ : change linearly from “historical” to “ultimate”

# How OCACT Forecasts

- **SSA methods:** Little changed in decades — a period with breathtaking advances in big data, data science, statistics, and social science
- **Example: Mortality Forecasts**
  - Estimate **294** “historical rates of decline” ( $21 \text{ ages} \times 2 \text{ sexes} \times 7 \text{ causes}$ ) by **independent** linear regressions on time, **ignoring known risk factors**, like smoking & obesity
  - Choose **210** “ultimate annual rates of mortality decline” ( $5 \text{ age groups} \times 2 \text{ sexes} \times 3 \text{ cost scenarios} \times 7 \text{ (or 5) causes}$ ) for year  $t + 26$  **by committee in private**
  - Define future “annual rates of mortality decline” for each of the 294 groups, assuming **constancy** within each age group:
    - $t + 1$  to  $t + 2$ : “historical” rate; or  $0.75 \times$  “historical” if negative
    - $t + 3$  to  $t + 25$ : change linearly from “historical” to “ultimate”
    - $t + 26$  to  $t + 75$ : “ultimate” rate **assumed constant for 50 years**



# How OCACT Forecasts

- **SSA methods:** Little changed in decades — a period with breathtaking advances in big data, data science, statistics, and social science
- **Example: Mortality Forecasts**
  - Estimate 294 “historical rates of decline” ( $21 \text{ ages} \times 2 \text{ sexes} \times 7 \text{ causes}$ ) by **independent** linear regressions on time, **ignoring known risk factors**, like smoking & obesity
  - Choose 210 “ultimate annual rates of mortality decline” ( $5 \text{ age groups} \times 2 \text{ sexes} \times 3 \text{ cost scenarios} \times 7 \text{ (or 5) causes}$ ) for year  $t + 26$  by **committee in private**
  - Define future “annual rates of mortality decline” for each of the 294 groups, assuming **constancy** within each age group:
    - $t + 1$  to  $t + 2$ : “historical” rate; or  $0.75 \times$  “historical” if negative
    - $t + 3$  to  $t + 25$ : change linearly from “historical” to “ultimate”
    - $t + 26$  to  $t + 75$ : “ultimate” rate **assumed constant for 50 years**
  - Iteratively multiply 210 (or 150) mortality rates by the future annual rates;

# How OCACT Forecasts

- **SSA methods:** Little changed in decades — a period with breathtaking advances in big data, data science, statistics, and social science
- **Example: Mortality Forecasts**
  - Estimate 294 “historical rates of decline” ( $21 \text{ ages} \times 2 \text{ sexes} \times 7 \text{ causes}$ ) by **independent** linear regressions on time, **ignoring known risk factors**, like smoking & obesity
  - Choose 210 “ultimate annual rates of mortality decline” ( $5 \text{ age groups} \times 2 \text{ sexes} \times 3 \text{ cost scenarios} \times 7 \text{ (or 5) causes}$ ) for year  $t + 26$  by **committee in private**
  - Define future “annual rates of mortality decline” for each of the 294 groups, assuming **constancy** within each age group:
    - $t + 1$  to  $t + 2$ : “historical” rate; or  $0.75 \times$  “historical” if negative
    - $t + 3$  to  $t + 25$ : change linearly from “historical” to “ultimate”
    - $t + 26$  to  $t + 75$ : “ultimate” rate **assumed constant for 50 years**
  - Iteratively multiply 210 (or 150) mortality rates by the future annual rates; sum across (7 or 5) causes (within age-sex-cost groups)

# How OCACT Forecasts

- **SSA methods:** Little changed in decades — a period with breathtaking advances in big data, data science, statistics, and social science
- **Example: Mortality Forecasts**
  - Estimate 294 “historical rates of decline” ( $21 \text{ ages} \times 2 \text{ sexes} \times 7 \text{ causes}$ ) by **independent** linear regressions on time, **ignoring known risk factors**, like smoking & obesity
  - Choose 210 “ultimate annual rates of mortality decline” ( $5 \text{ age groups} \times 2 \text{ sexes} \times 3 \text{ cost scenarios} \times 7 \text{ (or 5) causes}$ ) for year  $t + 26$  by **committee in private**
  - Define future “annual rates of mortality decline” for each of the 294 groups, assuming **constancy** within each age group:
    - $t + 1$  to  $t + 2$ : “historical” rate; or  $0.75 \times$  “historical” if negative
    - $t + 3$  to  $t + 25$ : change linearly from “historical” to “ultimate”
    - $t + 26$  to  $t + 75$ : “ultimate” rate **assumed constant for 50 years**
  - Iteratively multiply 210 (or 150) mortality rates by the future annual rates; sum across (7 or 5) causes (within age-sex-cost groups)
  - A **committee**

# How OCACT Forecasts

- **SSA methods:** Little changed in decades — a period with breathtaking advances in big data, data science, statistics, and social science
- **Example: Mortality Forecasts**
  - Estimate 294 “historical rates of decline” ( $21 \text{ ages} \times 2 \text{ sexes} \times 7 \text{ causes}$ ) by independent linear regressions on time, ignoring known risk factors, like smoking & obesity
  - Choose 210 “ultimate annual rates of mortality decline” ( $5 \text{ age groups} \times 2 \text{ sexes} \times 3 \text{ cost scenarios} \times 7 \text{ (or 5) causes}$ ) for year  $t + 26$  by committee in private
  - Define future “annual rates of mortality decline” for each of the 294 groups, assuming constancy within each age group:
    - $t + 1$  to  $t + 2$ : “historical” rate; or  $0.75 \times$  “historical” if negative
    - $t + 3$  to  $t + 25$ : change linearly from “historical” to “ultimate”
    - $t + 26$  to  $t + 75$ : “ultimate” rate assumed constant for 50 years
  - Iteratively multiply 210 (or 150) mortality rates by the future annual rates; sum across (7 or 5) causes (within age-sex-cost groups)
  - A committee in private

# How OCACT Forecasts

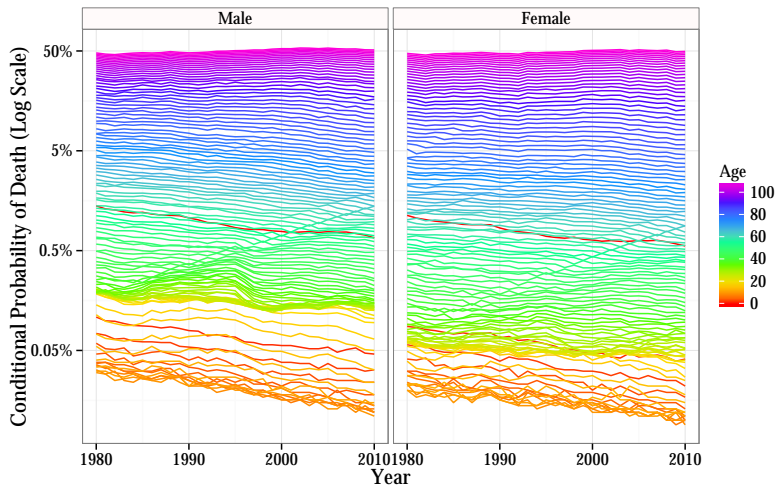
- **SSA methods:** Little changed in decades — a period with breathtaking advances in big data, data science, statistics, and social science
- **Example: Mortality Forecasts**
  - Estimate 294 “historical rates of decline” ( $21 \text{ ages} \times 2 \text{ sexes} \times 7 \text{ causes}$ ) by independent linear regressions on time, ignoring known risk factors, like smoking & obesity
  - Choose 210 “ultimate annual rates of mortality decline” ( $5 \text{ age groups} \times 2 \text{ sexes} \times 3 \text{ cost scenarios} \times 7 \text{ (or 5) causes}$ ) for year  $t + 26$  by committee in private
  - Define future “annual rates of mortality decline” for each of the 294 groups, assuming constancy within each age group:
    - $t + 1$  to  $t + 2$ : “historical” rate; or  $0.75 \times$  “historical” if negative
    - $t + 3$  to  $t + 25$ : change linearly from “historical” to “ultimate”
    - $t + 26$  to  $t + 75$ : “ultimate” rate assumed constant for 50 years
  - Iteratively multiply 210 (or 150) mortality rates by the future annual rates; sum across (7 or 5) causes (within age-sex-cost groups)
  - A committee in private evaluates forecasts, adjusts “ultimate” rates,

# How OCACT Forecasts

- **SSA methods:** Little changed in decades — a period with breathtaking advances in big data, data science, statistics, and social science
- **Example: Mortality Forecasts**
  - Estimate 294 “historical rates of decline” ( $21 \text{ ages} \times 2 \text{ sexes} \times 7 \text{ causes}$ ) by **independent** linear regressions on time, **ignoring known risk factors**, like smoking & obesity
  - Choose 210 “ultimate annual rates of mortality decline” ( $5 \text{ age groups} \times 2 \text{ sexes} \times 3 \text{ cost scenarios} \times 7 \text{ (or 5) causes}$ ) for year  $t + 26$  by **committee in private**
  - Define future “annual rates of mortality decline” for each of the 294 groups, assuming **constancy** within each age group:
    - $t + 1$  to  $t + 2$ : “historical” rate; or  $0.75 \times$  “historical” if negative
    - $t + 3$  to  $t + 25$ : change linearly from “historical” to “ultimate”
    - $t + 26$  to  $t + 75$ : “ultimate” rate **assumed constant for 50 years**
  - Iteratively multiply 210 (or 150) mortality rates by the future annual rates; sum across (7 or 5) causes (within age-sex-cost groups)
  - A **committee in private** evaluates forecasts, adjusts “ultimate” rates, and **repeatedly reruns algorithm until consistent with their views**

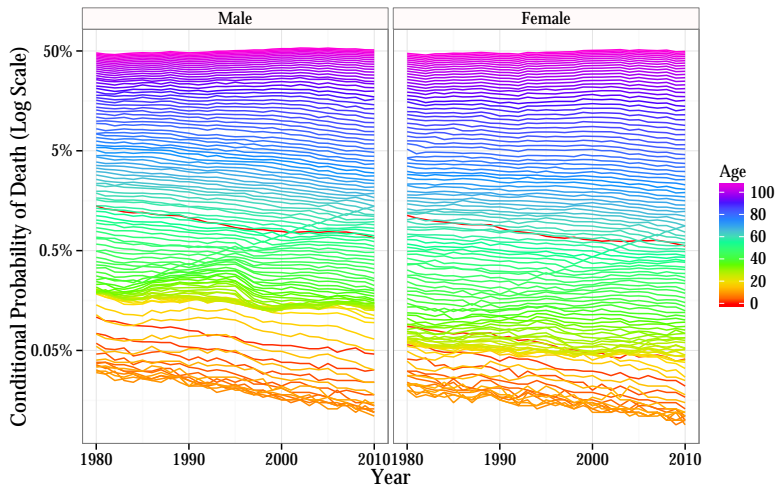
# Actual Mortality Time Profiles are Complex

# Actual Mortality Time Profiles are Complex



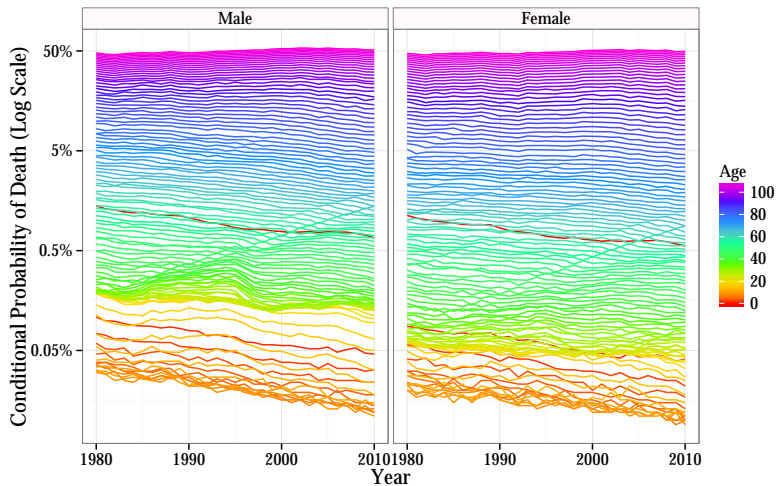


# Actual Mortality Time Profiles are Complex



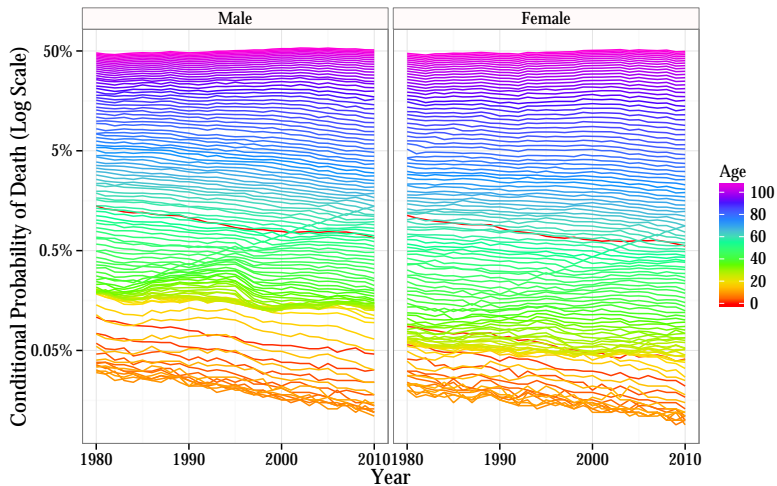
Patterns:

# Actual Mortality Time Profiles are Complex



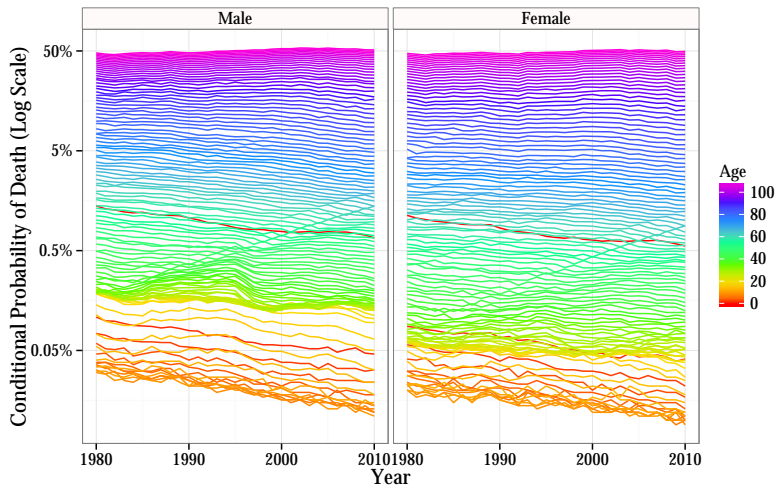
Patterns:  $\approx$  linear,

# Actual Mortality Time Profiles are Complex



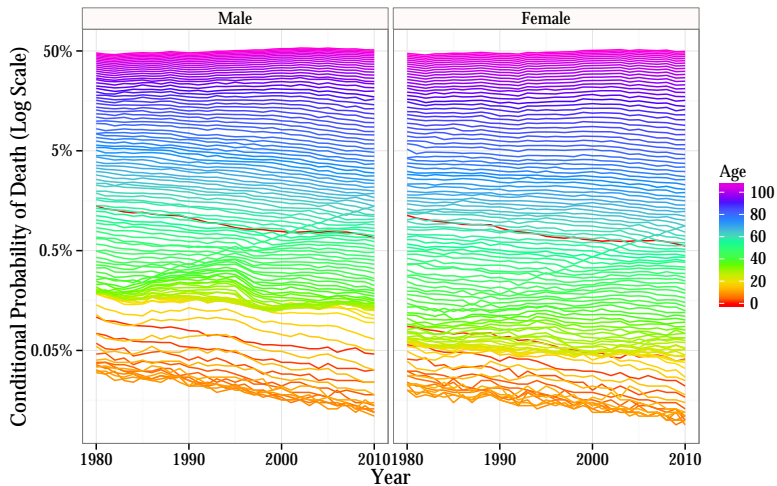
Patterns:  $\approx$  linear, different slopes,

# Actual Mortality Time Profiles are Complex



Patterns:  $\approx$  linear, different slopes, different variances,

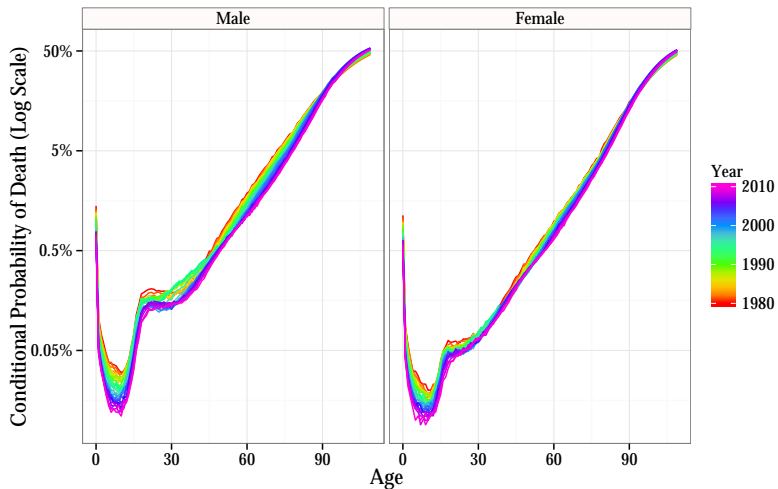
# Actual Mortality Time Profiles are Complex



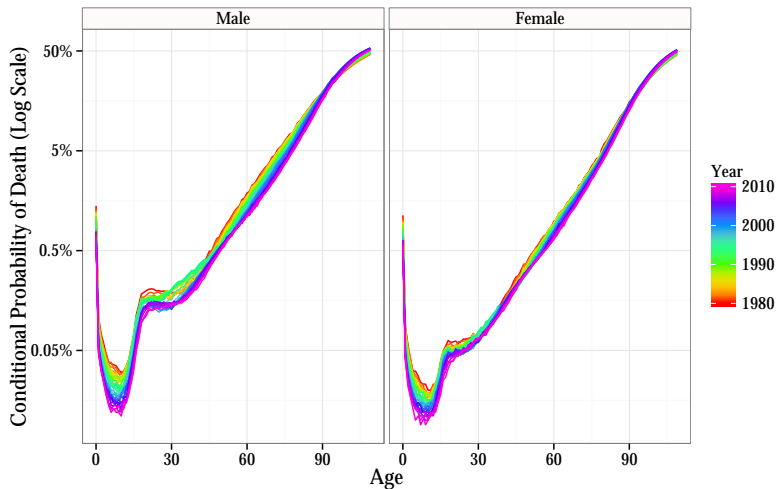
Patterns:  $\approx$  linear, different slopes, different variances, diagonal ripples

# Actual Mortality Age Profiles are also Complex

## Actual Mortality Age Profiles are also Complex



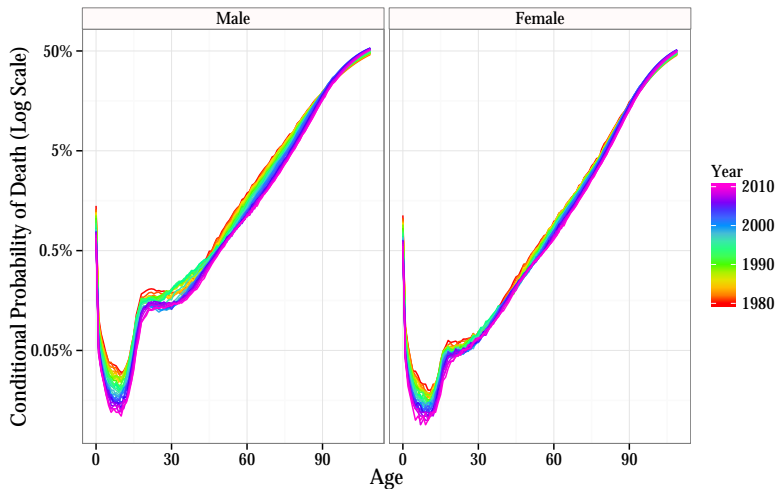
## Actual Mortality Age Profiles are also Complex



Patterns:

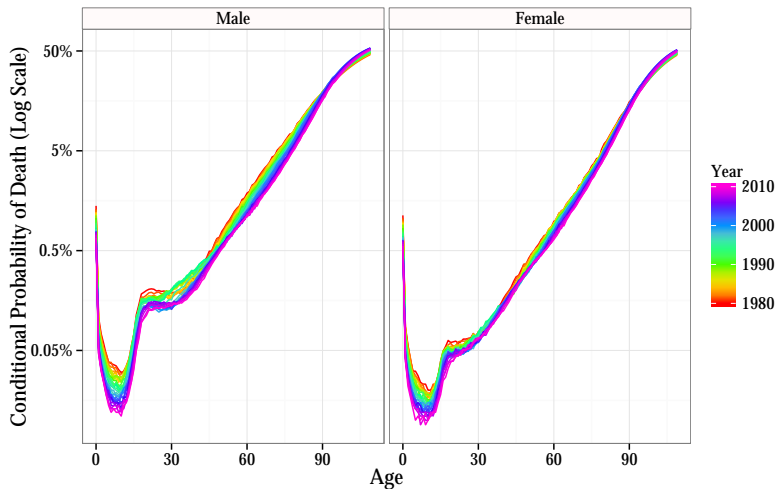


## Actual Mortality Age Profiles are also Complex



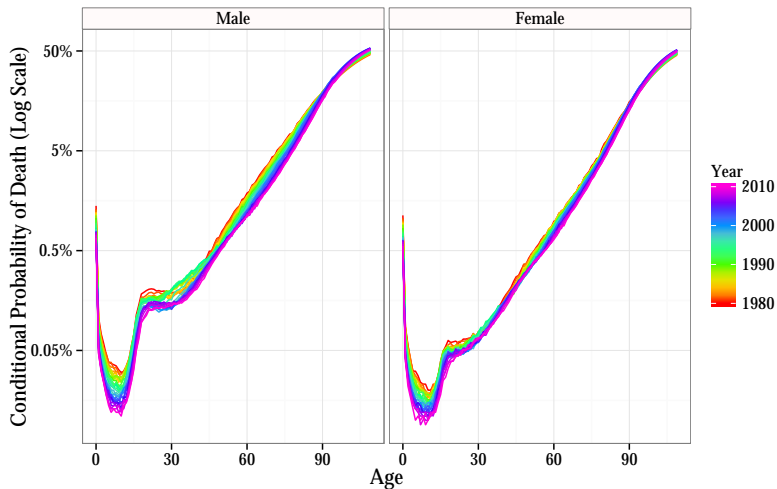
Patterns: Characteristic shape,

## Actual Mortality Age Profiles are also Complex



Patterns: Characteristic shape, partly linear,

## Actual Mortality Age Profiles are also Complex

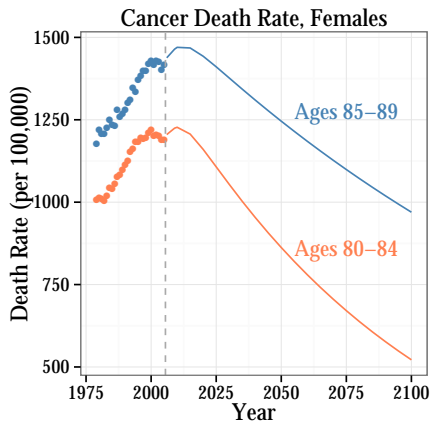
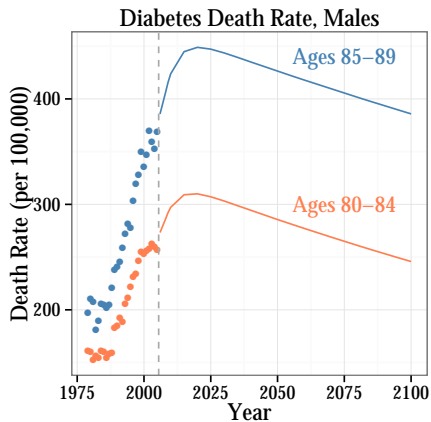


Patterns: Characteristic shape, partly linear, different time  $\times$  age trends

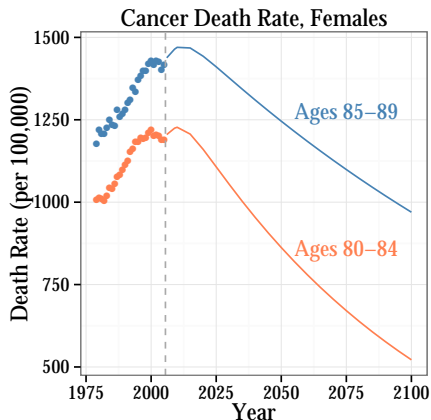
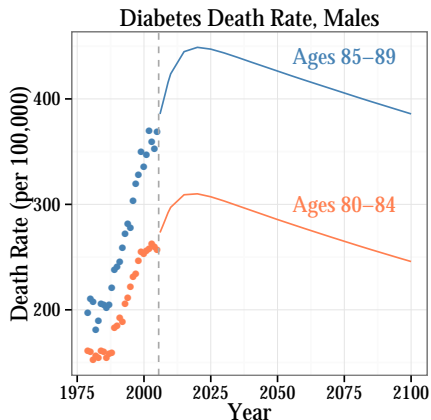
# OCACT Qualitative Choices

# OCACT Qualitative Choices: Violate Known Information

# OCACT Qualitative Choices: Violate Known Information

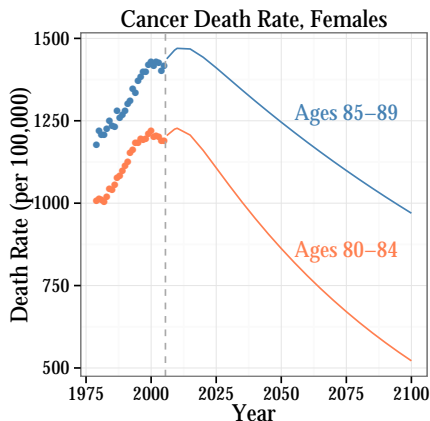
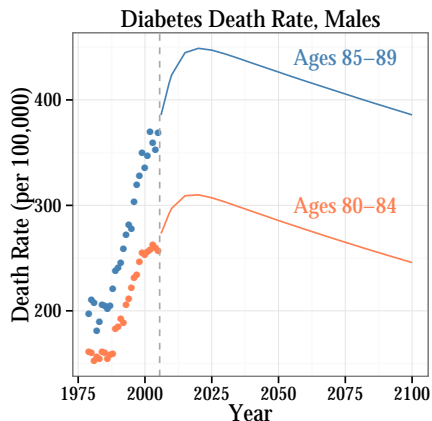


## OCACT Qualitative Choices: Violate Known Information



Unrealistic patterns:

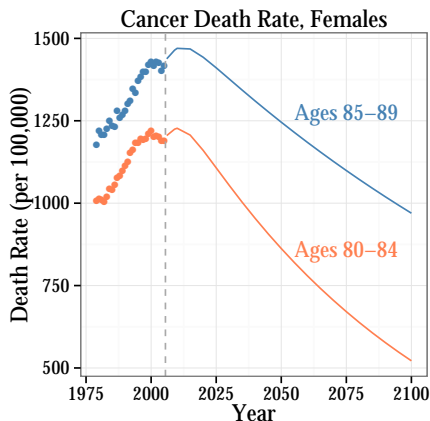
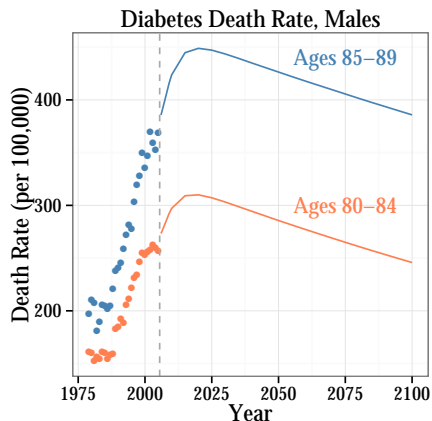
## OCACT Qualitative Choices: Violate Known Information



Unrealistic patterns: change of directions,

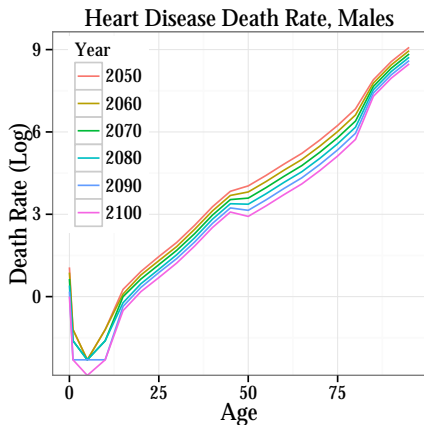
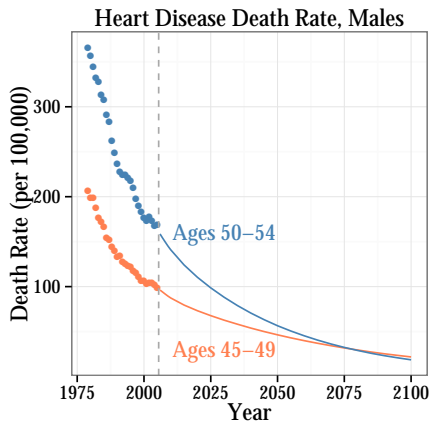


## OCACT Qualitative Choices: Violate Known Information

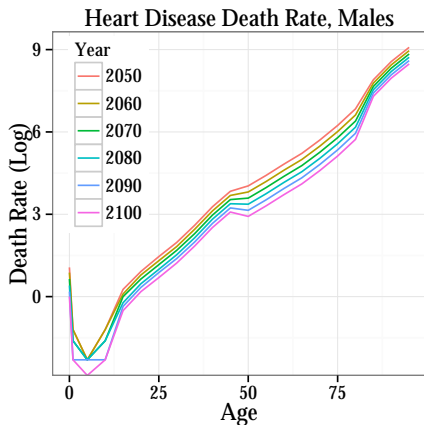
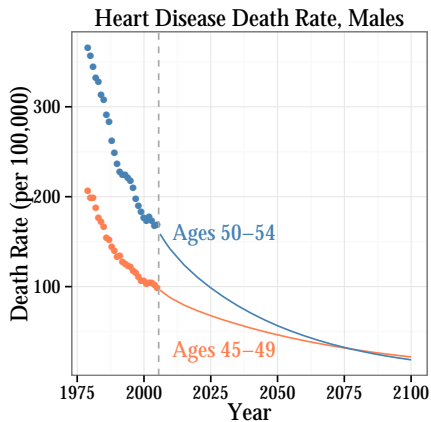


Unrealistic patterns: change of directions, change of differences

# OCACT Qualitative Choices: Violate Known Information

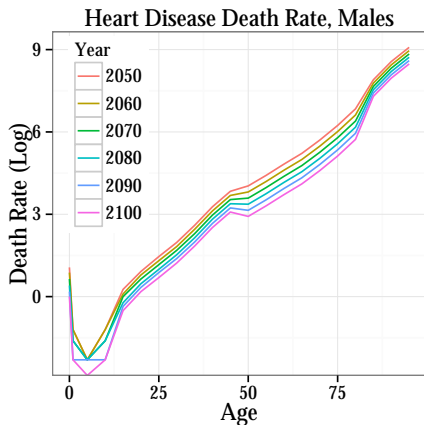
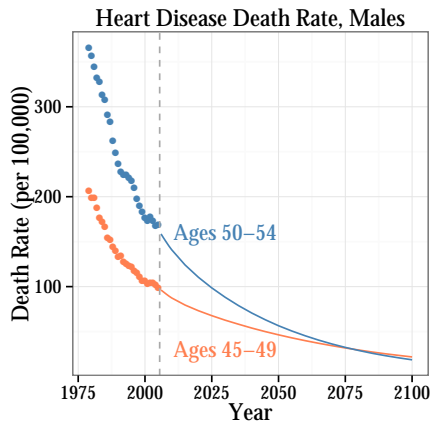


# OCACT Qualitative Choices: Violate Known Information



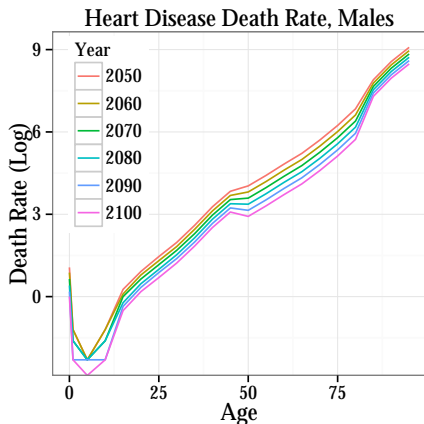
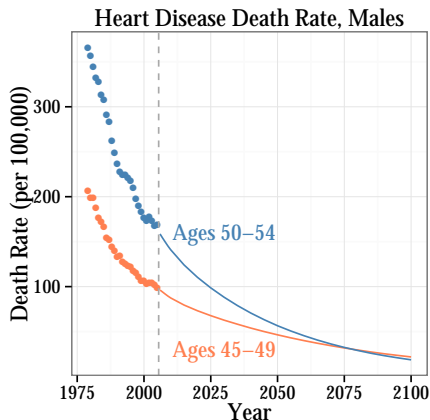
Unrealistic patterns:

# OCACT Qualitative Choices: Violate Known Information



Unrealistic patterns: Crossing age plots,

# OCACT Qualitative Choices: Violate Known Information



Unrealistic patterns: Crossing age plots, notch for 50-75 year olds

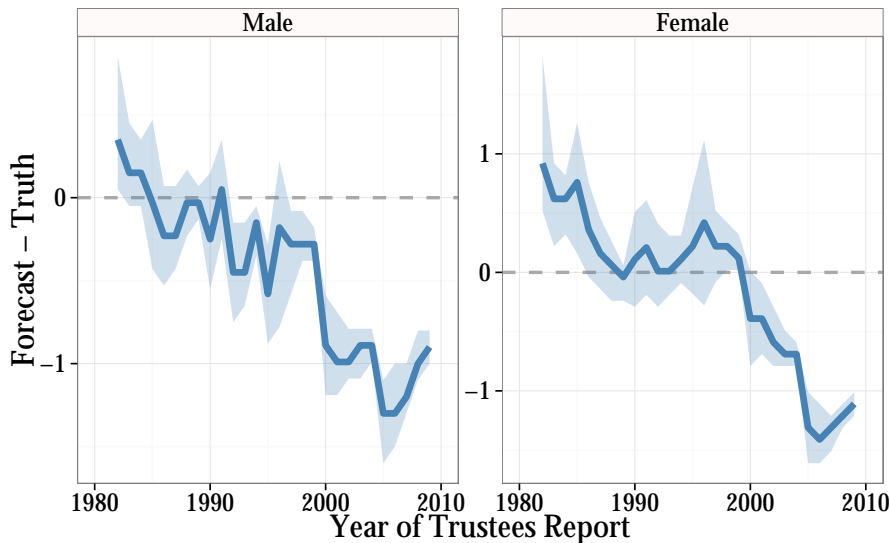
# SSA Life Expectancy Forecasts: Increasing Bias Since 2000

# SSA Life Expectancy Forecasts: Increasing Bias Since 2000

(LE at 65; 1-5 year SSA forecasts)

# SSA Life Expectancy Forecasts: Increasing Bias Since 2000

(LE at 65; 1-5 year SSA forecasts)





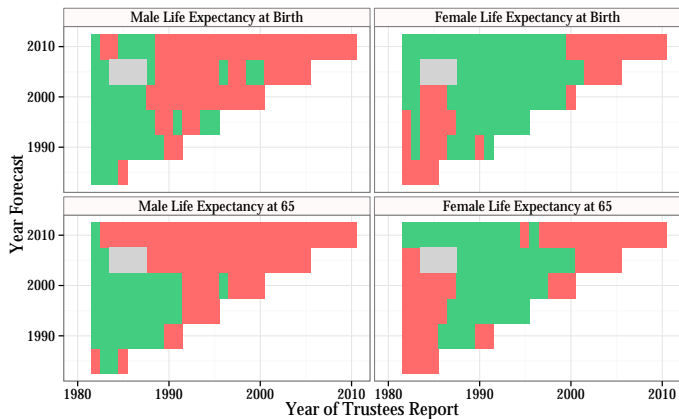
# Life Expectancy “Uncertainty Interval” Coverage

# Life Expectancy “Uncertainty Interval” Coverage

Systematic overconfidence since at least 2000

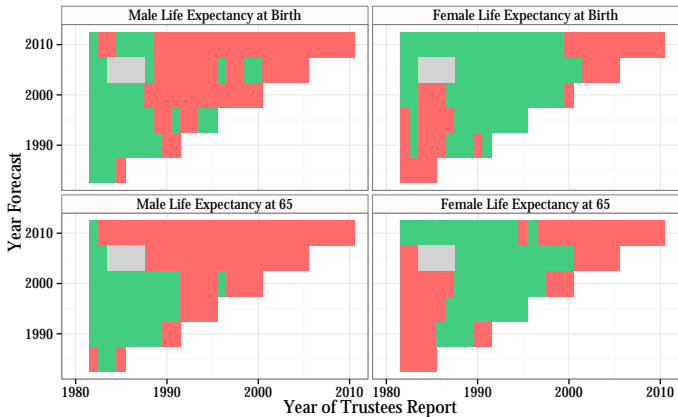
# Life Expectancy “Uncertainty Interval” Coverage

Systematic overconfidence since at least 2000



# Life Expectancy “Uncertainty Interval” Coverage

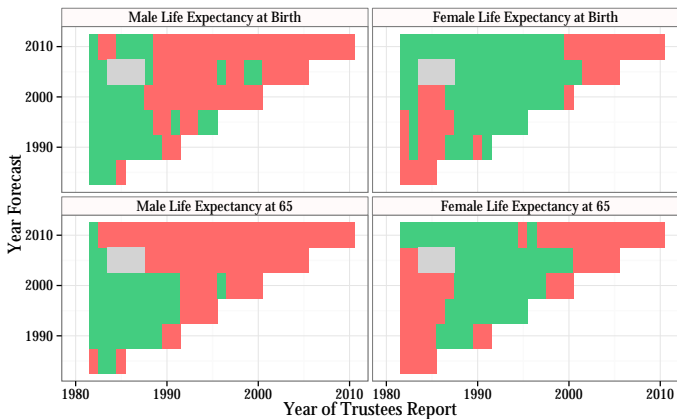
Systematic overconfidence since at least 2000



Patterns:

# Life Expectancy “Uncertainty Interval” Coverage

Systematic overconfidence since at least 2000

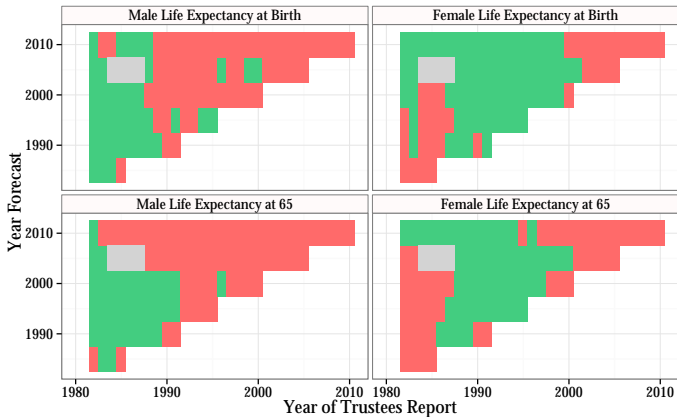


Patterns:

- Vertical: Later Trustees Reports are overconfident

# Life Expectancy “Uncertainty Interval” Coverage

Systematic overconfidence since at least 2000

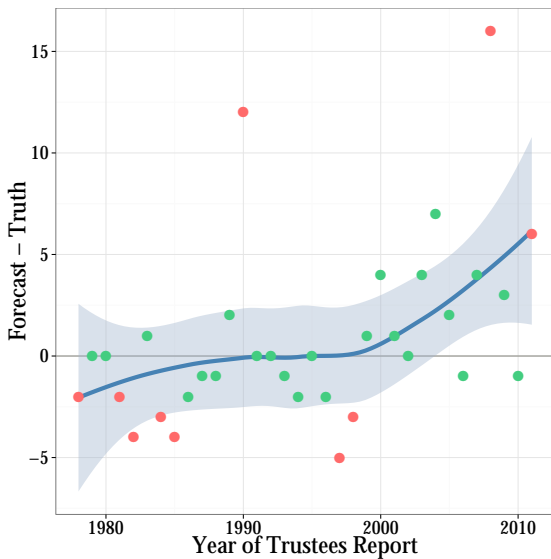


Patterns:

- Vertical: Later Trustees Reports are overconfident
- Not horizontal: Shorter term forecasts should be better, but aren't

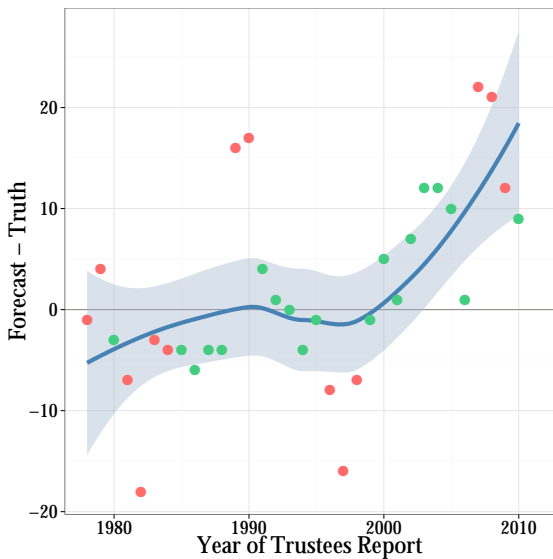
# Trust Fund Ratio Forecasting Errors

# Trust Fund Ratio Forecasting Errors: 1 Year Ahead

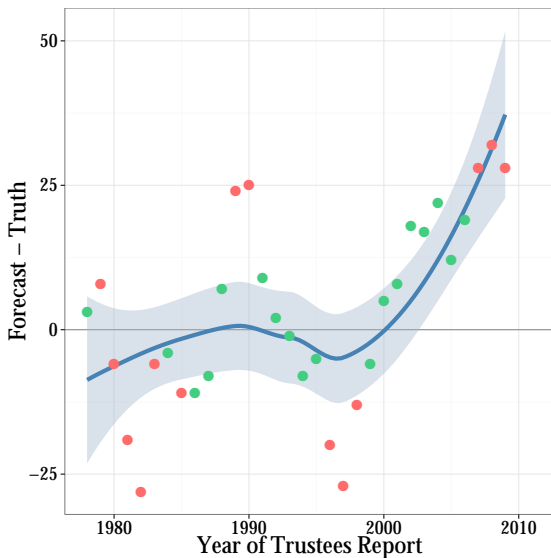




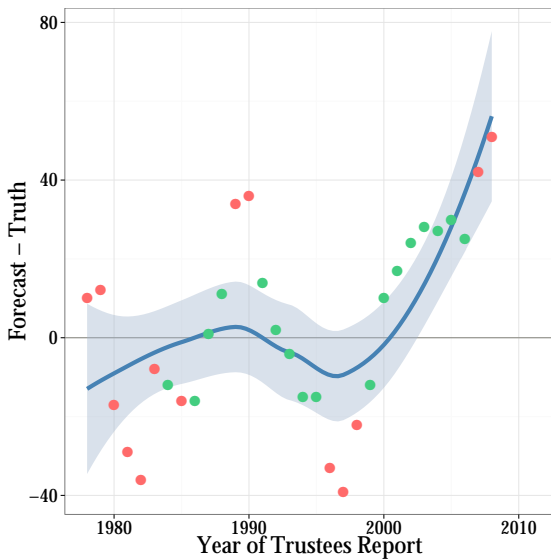
# Trust Fund Ratio Forecasting Errors: 2 Years Ahead



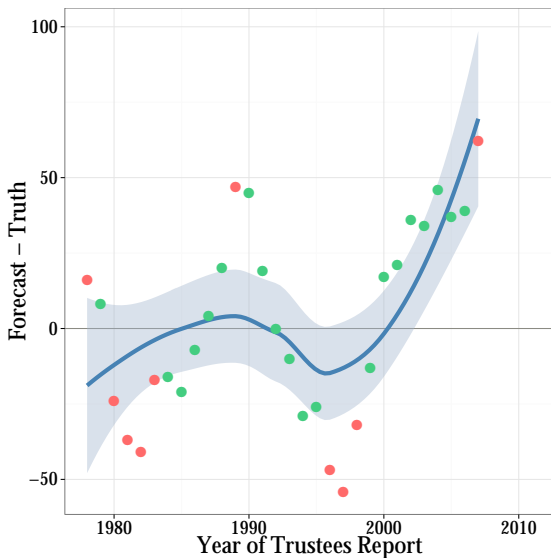
# Trust Fund Ratio Forecasting Errors: 3 Years Ahead



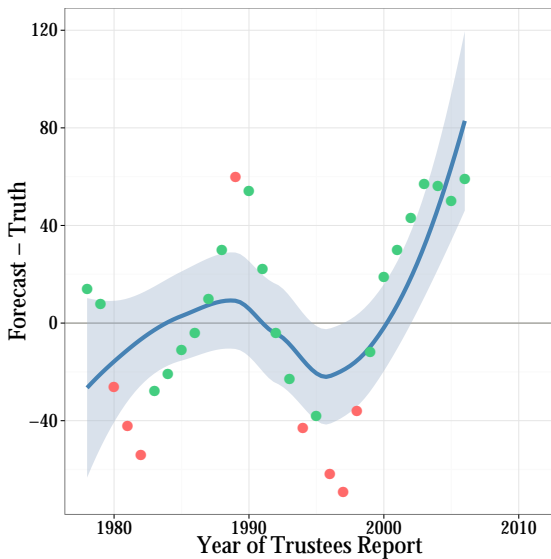
# Trust Fund Ratio Forecasting Errors: 4 Years Ahead



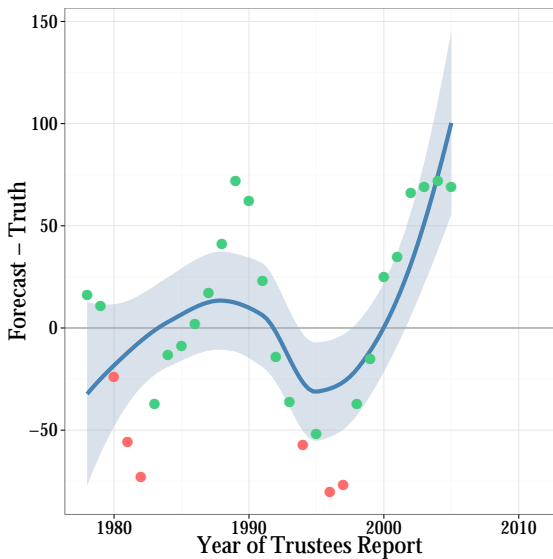
# Trust Fund Ratio Forecasting Errors: 5 Years Ahead



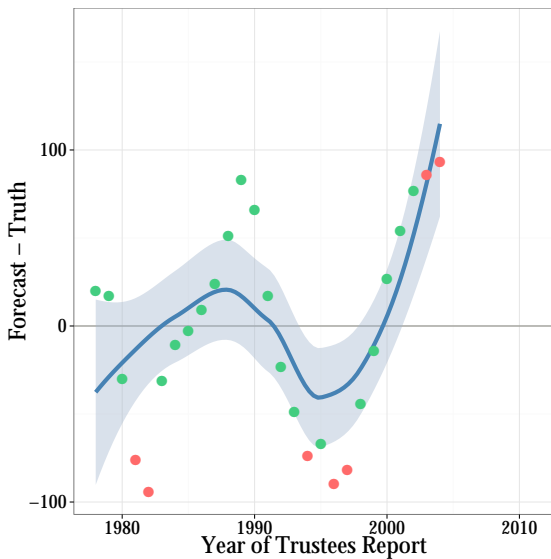
# Trust Fund Ratio Forecasting Errors: 6 Years Ahead



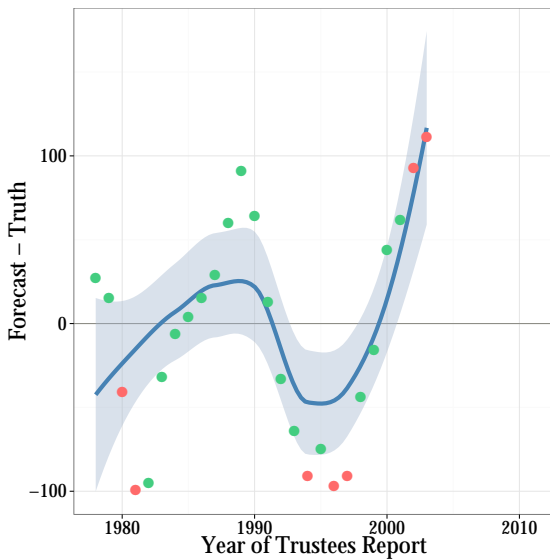
# Trust Fund Ratio Forecasting Errors: 7 Years Ahead



## Trust Fund Ratio Forecasting Errors: 8 Years Ahead

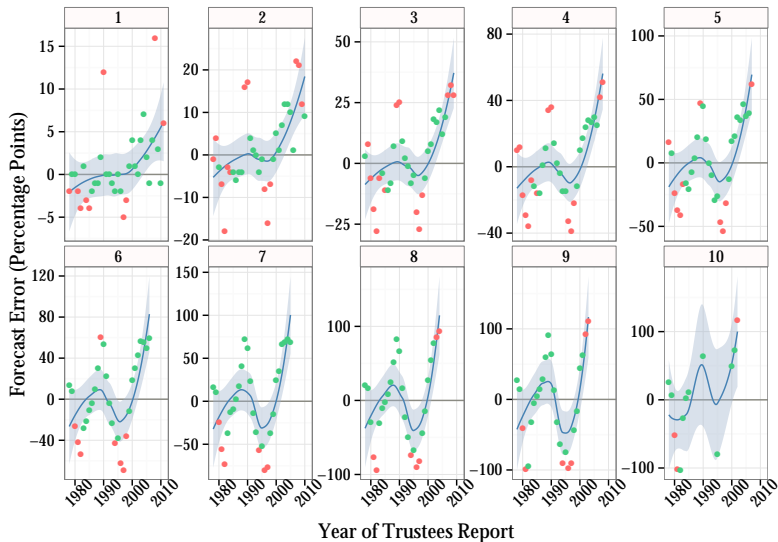


# Trust Fund Ratio Forecasting Errors: 9 Years Ahead





# Trust Fund Ratio Forecasting Errors: Summary



# Uncertainty Estimates for OCACT Policy Scores

# Uncertainty Estimates for OCACT Policy Scores

- Who scores SSA Policy Proposals?

# Uncertainty Estimates for OCACT Policy Scores

- Who scores SSA Policy Proposals?
  - OCACT: the **monopoly supplier** for every major proposal (105 since 1993);

# Uncertainty Estimates for OCACT Policy Scores

- Who scores SSA Policy Proposals?
  - OCACT: the **monopoly supplier** for every major proposal (105 since 1993); lack of data sharing makes it impossible for others

# Uncertainty Estimates for OCACT Policy Scores

- Who scores SSA Policy Proposals?
  - OCACT: the **monopoly supplier** for every major proposal (105 since 1993); lack of data sharing makes it impossible for others
  - Advantages:

# Uncertainty Estimates for OCACT Policy Scores

- Who scores SSA Policy Proposals?
  - OCACT: the **monopoly supplier** for every major proposal (105 since 1993); lack of data sharing makes it impossible for others
  - **Advantages**: Both parties can negotiate to one point;

# Uncertainty Estimates for OCACT Policy Scores

- Who scores SSA Policy Proposals?
  - OCACT: the **monopoly supplier** for every major proposal (105 since 1993); lack of data sharing makes it impossible for others
  - **Advantages**: Both parties can negotiate to one point; being in OCACT is more exciting



# Uncertainty Estimates for OCACT Policy Scores

- Who scores SSA Policy Proposals?
  - OCACT: the **monopoly supplier** for every major proposal (105 since 1993); lack of data sharing makes it impossible for others
  - **Advantages:** Both parties can negotiate to one point; being in OCACT is more exciting
  - **Disadvantages:**

# Uncertainty Estimates for OCACT Policy Scores

- Who scores SSA Policy Proposals?
  - OCACT: the **monopoly supplier** for every major proposal (105 since 1993); lack of data sharing makes it impossible for others
  - **Advantages**: Both parties can negotiate to one point; being in OCACT is more exciting
  - **Disadvantages**: The one point the parties are negotiating to may be wrong;

# Uncertainty Estimates for OCACT Policy Scores

- Who scores SSA Policy Proposals?
  - OCACT: the **monopoly supplier** for every major proposal (105 since 1993); lack of data sharing makes it impossible for others
  - **Advantages**: Both parties can negotiate to one point; being in OCACT is more exciting
  - **Disadvantages**: The one point the parties are negotiating to may be wrong; no one can check;

# Uncertainty Estimates for OCACT Policy Scores

- Who scores SSA Policy Proposals?
  - OCACT: the **monopoly supplier** for every major proposal (105 since 1993); lack of data sharing makes it impossible for others
  - **Advantages**: Both parties can negotiate to one point; being in OCACT is more exciting
  - **Disadvantages**: The one point the parties are negotiating to may be wrong; no one can check; hard to improve anything in isolation;

# Uncertainty Estimates for OCACT Policy Scores

- Who scores SSA Policy Proposals?
  - OCACT: the **monopoly supplier** for every major proposal (105 since 1993); lack of data sharing makes it impossible for others
  - **Advantages**: Both parties can negotiate to one point; being in OCACT is more exciting
  - **Disadvantages**: The one point the parties are negotiating to may be wrong; no one can check; hard to improve anything in isolation; the scientific community can't contribute

# Uncertainty Estimates for OCACT Policy Scores

- Who scores SSA Policy Proposals?
  - OCACT: the **monopoly supplier** for every major proposal (105 since 1993); lack of data sharing makes it impossible for others
  - **Advantages**: Both parties can negotiate to one point; being in OCACT is more exciting
  - **Disadvantages**: The one point the parties are negotiating to may be wrong; no one can check; hard to improve anything in isolation; the scientific community can't contribute
- OCACT's reported uncertainty estimates:

# Uncertainty Estimates for OCACT Policy Scores

- Who scores SSA Policy Proposals?
  - OCACT: the **monopoly supplier** for every major proposal (105 since 1993); lack of data sharing makes it impossible for others
  - **Advantages**: Both parties can negotiate to one point; being in OCACT is more exciting
  - **Disadvantages**: The one point the parties are negotiating to may be wrong; no one can check; hard to improve anything in isolation; the scientific community can't contribute
- OCACT's reported uncertainty estimates: **none**.

# Uncertainty Estimates for OCACT Policy Scores

- Who scores SSA Policy Proposals?
  - OCACT: the **monopoly supplier** for every major proposal (105 since 1993); lack of data sharing makes it impossible for others
  - **Advantages**: Both parties can negotiate to one point; being in OCACT is more exciting
  - **Disadvantages**: The one point the parties are negotiating to may be wrong; no one can check; hard to improve anything in isolation; the scientific community can't contribute
- OCACT's reported uncertainty estimates: **none**.
- Actual uncertainty: two components



# Uncertainty Estimates for OCACT Policy Scores

- Who scores SSA Policy Proposals?
  - OCACT: the **monopoly supplier** for every major proposal (105 since 1993); lack of data sharing makes it impossible for others
  - **Advantages**: Both parties can negotiate to one point; being in OCACT is more exciting
  - **Disadvantages**: The one point the parties are negotiating to may be wrong; no one can check; hard to improve anything in isolation; the scientific community can't contribute
- OCACT's reported uncertainty estimates: **none**.
- Actual uncertainty: two components
  - ① Forecasting under factual conditions

# Uncertainty Estimates for OCACT Policy Scores

- Who scores SSA Policy Proposals?
  - OCACT: the **monopoly supplier** for every major proposal (105 since 1993); lack of data sharing makes it impossible for others
  - **Advantages**: Both parties can negotiate to one point; being in OCACT is more exciting
  - **Disadvantages**: The one point the parties are negotiating to may be wrong; no one can check; hard to improve anything in isolation; the scientific community can't contribute
- OCACT's reported uncertainty estimates: **none**.
- Actual uncertainty: two components
  - ① Forecasting under factual conditions
  - ② Intervening under counterfactual conditions

# Uncertainty Estimates for OCACT Policy Scores

- Who scores SSA Policy Proposals?
  - OCACT: the **monopoly supplier** for every major proposal (105 since 1993); lack of data sharing makes it impossible for others
  - **Advantages**: Both parties can negotiate to one point; being in OCACT is more exciting
  - **Disadvantages**: The one point the parties are negotiating to may be wrong; no one can check; hard to improve anything in isolation; the scientific community can't contribute
- OCACT's reported uncertainty estimates: **none**.
- Actual uncertainty: two components
  - ① Forecasting under factual conditions
  - ② Intervening under counterfactual conditions
- We estimate actual uncertainty: use 1st only (as a lower bound);

# Uncertainty Estimates for OCACT Policy Scores

- Who scores SSA Policy Proposals?
  - OCACT: the **monopoly supplier** for every major proposal (105 since 1993); lack of data sharing makes it impossible for others
  - **Advantages**: Both parties can negotiate to one point; being in OCACT is more exciting
  - **Disadvantages**: The one point the parties are negotiating to may be wrong; no one can check; hard to improve anything in isolation; the scientific community can't contribute
- OCACT's reported uncertainty estimates: **none**.
- Actual uncertainty: two components
  - ① Forecasting under factual conditions
  - ② Intervening under counterfactual conditions
- We estimate actual uncertainty: use 1st only (as a lower bound); compute percentile of error (among all forecast errors, 1-10 years out) where each score appears;

# Uncertainty Estimates for OCACT Policy Scores

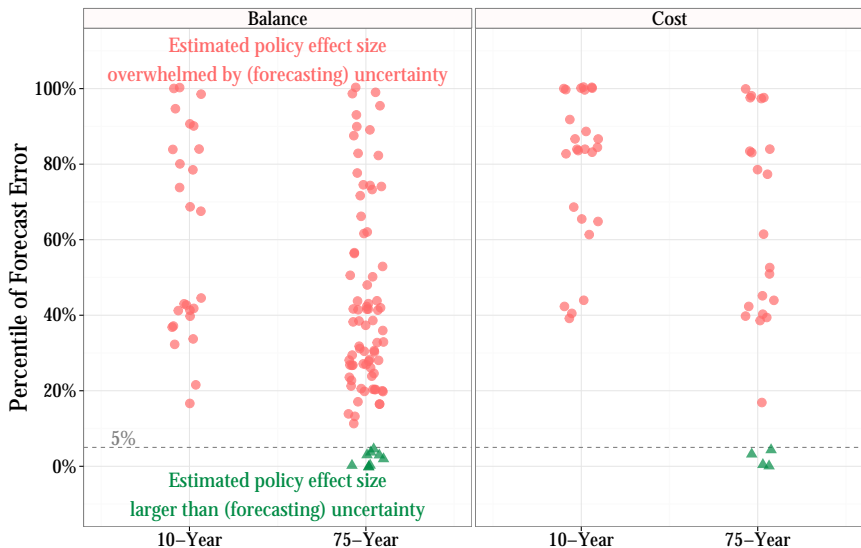
- Who scores SSA Policy Proposals?
  - OCACT: the **monopoly supplier** for every major proposal (105 since 1993); lack of data sharing makes it impossible for others
  - **Advantages**: Both parties can negotiate to one point; being in OCACT is more exciting
  - **Disadvantages**: The one point the parties are negotiating to may be wrong; no one can check; hard to improve anything in isolation; the scientific community can't contribute
- OCACT's reported uncertainty estimates: **none**.
- Actual uncertainty: two components
  - ① Forecasting under factual conditions
  - ② Intervening under counterfactual conditions
- We estimate actual uncertainty: use 1st only (as a lower bound); compute percentile of error (among all forecast errors, 1-10 years out) where each score appears; how many are  $> 95^{\text{th}}$  percentile i.e., with  $\alpha \leq 0.05$ ?

# Uncertainty Estimates for OCACT Policy Scores

- Who scores SSA Policy Proposals?
  - OCACT: the **monopoly supplier** for every major proposal (105 since 1993); lack of data sharing makes it impossible for others
  - **Advantages**: Both parties can negotiate to one point; being in OCACT is more exciting
  - **Disadvantages**: The one point the parties are negotiating to may be wrong; no one can check; hard to improve anything in isolation; the scientific community can't contribute
- OCACT's reported uncertainty estimates: **none**.
- Actual uncertainty: two components
  - ① Forecasting under factual conditions
  - ② Intervening under counterfactual conditions
- We estimate actual uncertainty: use 1st only (as a lower bound); compute percentile of error (among all forecast errors, 1-10 years out) where each score appears; how many are  $> 95^{\text{th}}$  percentile i.e., with  $\alpha \leq 0.05$ ?  $\rightsquigarrow$  **Optimistic assumptions, but still assumptions**

# SSA Policy Scoring: Mostly Random Noise

# SSA Policy Scoring: Mostly Random Noise





# Social Psychological Conditions that make Bias *Possible*

## Social Psychological Conditions that make Bias *Possible*

- “Bias”: Systematic errors, regardless of intention or direction

## Social Psychological Conditions that make Bias *Possible*

- “Bias”: Systematic errors, regardless of intention or direction
- The soc-psych literature:

## Social Psychological Conditions that make Bias *Possible*

- “Bias”: Systematic errors, regardless of intention or direction
- The soc-psych literature: Bias is likely when human beings perform complex tasks,

## Social Psychological Conditions that make Bias *Possible*

- “Bias”: Systematic errors, regardless of intention or direction
- The soc-psych literature: Bias is likely when human beings perform complex tasks, with high discretion,

## Social Psychological Conditions that make Bias *Possible*

- “Bias”: Systematic errors, regardless of intention or direction
- The soc-psych literature: Bias is likely when human beings perform complex tasks, with high discretion, many decisions,

## Social Psychological Conditions that make Bias *Possible*

- “Bias”: Systematic errors, regardless of intention or direction
- The soc-psych literature: Bias is likely when human beings perform complex tasks, with high discretion, many decisions, little feedback on whether they made the right choice the last time,

## Social Psychological Conditions that make Bias *Possible*

- “Bias”: Systematic errors, regardless of intention or direction
- The soc-psych literature: Bias is likely when human beings perform complex tasks, with high discretion, many decisions, little feedback on whether they made the right choice the last time, high external pressure,



## Social Psychological Conditions that make Bias *Possible*

- “Bias”: Systematic errors, regardless of intention or direction
- The soc-psych literature: Bias is likely when human beings perform complex tasks, with high discretion, many decisions, little feedback on whether they made the right choice the last time, high external pressure, in a group,

## Social Psychological Conditions that make Bias *Possible*

- “Bias”: Systematic errors, regardless of intention or direction
- The soc-psych literature: Bias is likely when human beings perform complex tasks, with high discretion, many decisions, little feedback on whether they made the right choice the last time, high external pressure, in a group, and few external checks

## Social Psychological Conditions that make Bias *Possible*

- “Bias”: Systematic errors, regardless of intention or direction
- The soc-psych literature: Bias is likely when human beings perform complex tasks, with high discretion, many decisions, little feedback on whether they made the right choice the last time, high external pressure, in a group, and few external checks — exactly OCACT's difficult situation & procedures

## Social Psychological Conditions that make Bias *Possible*

- “Bias”: Systematic errors, regardless of intention or direction
- The soc-psych literature: Bias is likely when human beings perform complex tasks, with high discretion, many decisions, little feedback on whether they made the right choice the last time, high external pressure, in a group, and few external checks — exactly OCACT's difficult situation & procedures
- Qualitative uncertainty estimates are also likely biased

## Social Psychological Conditions that make Bias *Possible*

- “Bias”: Systematic errors, regardless of intention or direction
- The soc-psych literature: Bias is likely when human beings perform complex tasks, with high discretion, many decisions, little feedback on whether they made the right choice the last time, high external pressure, in a group, and few external checks — exactly OCACT's difficult situation & procedures
- Qualitative uncertainty estimates are also likely biased
  - “Experts” are usually overconfident.

## Social Psychological Conditions that make Bias *Possible*

- “Bias”: Systematic errors, regardless of intention or direction
- The soc-psych literature: Bias is likely when human beings perform complex tasks, with high discretion, many decisions, little feedback on whether they made the right choice the last time, high external pressure, in a group, and few external checks — exactly OCACT's difficult situation & procedures
- Qualitative uncertainty estimates are also likely biased
  - “Experts” are usually overconfident.
  - “Do not trust anyone — including yourself — to tell you how much you should trust their judgment” (Kahneman 2011)

## Social Psychological Conditions that make Bias *Possible*

- “Bias”: Systematic errors, regardless of intention or direction
- The soc-psych literature: Bias is likely when human beings perform complex tasks, with high discretion, many decisions, little feedback on whether they made the right choice the last time, high external pressure, in a group, and few external checks — exactly OCACT's difficult situation & procedures
- Qualitative uncertainty estimates are also likely biased
  - “Experts” are usually overconfident.
  - “Do not trust anyone — including yourself — to tell you how much you should trust their judgment” (Kahneman 2011)
  - The more prominent or central a forecaster, the more overconfident their statements (Tetlock 2005)

## Social Psychological Conditions that make Bias *Possible*

- “Bias”: Systematic errors, regardless of intention or direction
- The soc-psych literature: Bias is likely when human beings perform complex tasks, with high discretion, many decisions, little feedback on whether they made the right choice the last time, high external pressure, in a group, and few external checks — exactly OCACT's difficult situation & procedures
- Qualitative uncertainty estimates are also likely biased
  - “Experts” are usually overconfident.
  - “Do not trust anyone — including yourself — to tell you how much you should trust their judgment” (Kahneman 2011)
  - The more prominent or central a forecaster, the more overconfident their statements (Tetlock 2005) — and as the sole supplier of forecasts and policy evaluations, OCACT could hardly be more central



## Social Psychological Conditions that make Bias *Possible*

- “Bias”: Systematic errors, regardless of intention or direction
- The soc-psych literature: Bias is likely when human beings perform complex tasks, with high discretion, many decisions, little feedback on whether they made the right choice the last time, high external pressure, in a group, and few external checks — exactly OCACT’s difficult situation & procedures
- Qualitative uncertainty estimates are also likely biased
  - “Experts” are usually overconfident.
  - “Do not trust anyone — including yourself — to tell you how much you should trust their judgment” (Kahneman 2011)
  - The more prominent or central a forecaster, the more overconfident their statements (Tetlock 2005) — and as the sole supplier of forecasts and policy evaluations, OCACT could hardly be more central
- It’s not about the person: “Trying harder,” or replacing one person with another, usually has no effect (Banaji and Greenwald 2013)

## Social Psychological Conditions that make Bias *Possible*

- “Bias”: Systematic errors, regardless of intention or direction
- The soc-psych literature: Bias is likely when human beings perform complex tasks, with high discretion, many decisions, little feedback on whether they made the right choice the last time, high external pressure, in a group, and few external checks — exactly OCACT’s difficult situation & procedures
- Qualitative uncertainty estimates are also likely biased
  - “Experts” are usually overconfident.
  - “Do not trust anyone — including yourself — to tell you how much you should trust their judgment” (Kahneman 2011)
  - The more prominent or central a forecaster, the more overconfident their statements (Tetlock 2005) — and as the sole supplier of forecasts and policy evaluations, OCACT could hardly be more central
- It’s not about the person: “Trying harder,” or replacing one person with another, usually has no effect (Banaji and Greenwald 2013)
- It can’t be learned: “Teaching psychology is mostly a waste of time” (Kahneman 2011)

# A Three-Part Solution, from Three Revolutions

# A Three-Part Solution, from Three Revolutions

- 1 Remove human judgment where possible, via formal statistical methods

## A Three-Part Solution, from Three Revolutions

- 1 Remove human judgment where possible, via formal statistical methods — automate what can be automated

# A Three-Part Solution, from Three Revolutions

- 1 Remove human judgment where possible, via formal statistical methods — automate what can be automated
  - Evidence: The revolution in data science (big data, statistics, etc.)

# A Three-Part Solution, from Three Revolutions

- 1 Remove human judgment where possible, via formal statistical methods — automate what can be automated
  - Evidence: The revolution in data science (big data, statistics, etc.)
  - Commercial models: Netflix Challenge, Kaggle, TopCoder, Xprize

# A Three-Part Solution, from Three Revolutions

- 1 Remove human judgment where possible, via formal statistical methods — automate what can be automated
  - Evidence: The revolution in data science (big data, statistics, etc.)
  - Commercial models: Netflix Challenge, Kagle, TopCoder, Xprize
- 2 Institute formal structural procedures when human judgment is required



# A Three-Part Solution, from Three Revolutions

- 1 Remove human judgment where possible, via formal statistical methods — automate what can be automated
  - Evidence: The revolution in data science (big data, statistics, etc.)
  - Commercial models: Netflix Challenge, Kagle, TopCoder, Xprize
- 2 Institute formal structural procedures when human judgment is required — focus experts on what they're expert at

# A Three-Part Solution, from Three Revolutions

- 1 Remove human judgment where possible, via formal statistical methods — automate what can be automated
  - Evidence: The revolution in data science (big data, statistics, etc.)
  - Commercial models: Netflix Challenge, Kagle, TopCoder, Xprize
- 2 Institute formal structural procedures when human judgment is required — focus experts on what they're expert at
  - Evidence: The revolution in social psychology

# A Three-Part Solution, from Three Revolutions

- 1 Remove human judgment where possible, via formal statistical methods — automate what can be automated
  - Evidence: The revolution in data science (big data, statistics, etc.)
  - Commercial models: Netflix Challenge, Kagle, TopCoder, Xprize
- 2 Institute formal structural procedures when human judgment is required — focus experts on what they're expert at
  - Evidence: The revolution in social psychology
  - Double-blind experiments, or peer review

# A Three-Part Solution, from Three Revolutions

- 1 Remove human judgment where possible, via formal statistical methods — automate what can be automated
  - Evidence: The revolution in data science (big data, statistics, etc.)
  - Commercial models: Netflix Challenge, Kaggle, TopCoder, Xprize
- 2 Institute formal structural procedures when human judgment is required — focus experts on what they're expert at
  - Evidence: The revolution in social psychology
  - Double-blind experiments, or peer review
  - Violin competitions

# A Three-Part Solution, from Three Revolutions

- 1 Remove human judgment where possible, via formal statistical methods — automate what can be automated
  - Evidence: The revolution in data science (big data, statistics, etc.)
  - Commercial models: Netflix Challenge, Kaggle, TopCoder, Xprize
- 2 Institute formal structural procedures when human judgment is required — focus experts on what they're expert at
  - Evidence: The revolution in social psychology
  - Double-blind experiments, or peer review
  - Violin competitions behind a curtain,

# A Three-Part Solution, from Three Revolutions

- 1 Remove human judgment where possible, via formal statistical methods — automate what can be automated
  - Evidence: The revolution in data science (big data, statistics, etc.)
  - Commercial models: Netflix Challenge, Kaggle, TopCoder, Xprize
- 2 Institute formal structural procedures when human judgment is required — focus experts on what they're expert at
  - Evidence: The revolution in social psychology
  - Double-blind experiments, or peer review
  - Violin competitions behind a curtain, without shoes

# A Three-Part Solution, from Three Revolutions

- 1 Remove human judgment where possible, via formal statistical methods — automate what can be automated
  - Evidence: The revolution in data science (big data, statistics, etc.)
  - Commercial models: Netflix Challenge, Kagle, TopCoder, Xprize
- 2 Institute formal structural procedures when human judgment is required — focus experts on what they're expert at
  - Evidence: The revolution in social psychology
  - Double-blind experiments, or peer review
  - Violin competitions behind a curtain, without shoes
- 3 Require transparency and data sharing, to catch errors that slip through

# A Three-Part Solution, from Three Revolutions

- 1 Remove human judgment where possible, via formal statistical methods — automate what can be automated
  - Evidence: The revolution in data science (big data, statistics, etc.)
  - Commercial models: Netflix Challenge, Kaggle, TopCoder, Xprize
- 2 Institute formal structural procedures when human judgment is required — focus experts on what they're expert at
  - Evidence: The revolution in social psychology
  - Double-blind experiments, or peer review
  - Violin competitions behind a curtain, without shoes
- 3 Require transparency and data sharing, to catch errors that slip through — bring the advantages of science to government



# A Three-Part Solution, from Three Revolutions

- 1 Remove human judgment where possible, via formal statistical methods — automate what can be automated
  - Evidence: The revolution in data science (big data, statistics, etc.)
  - Commercial models: Netflix Challenge, Kaggle, TopCoder, Xprize
- 2 Institute formal structural procedures when human judgment is required — focus experts on what they're expert at
  - Evidence: The revolution in social psychology
  - Double-blind experiments, or peer review
  - Violin competitions behind a curtain, without shoes
- 3 Require transparency and data sharing, to catch errors that slip through — bring the advantages of science to government
  - Evidence: The revolution in data sharing in academia and government, (and even to some extent industry)

# A Three-Part Solution, from Three Revolutions

- 1 Remove human judgment where possible, via formal statistical methods — automate what can be automated
  - Evidence: The revolution in data science (big data, statistics, etc.)
  - Commercial models: Netflix Challenge, Kaggle, TopCoder, Xprize
- 2 Institute formal structural procedures when human judgment is required — focus experts on what they're expert at
  - Evidence: The revolution in social psychology
  - Double-blind experiments, or peer review
  - Violin competitions behind a curtain, without shoes
- 3 Require transparency and data sharing, to catch errors that slip through — bring the advantages of science to government
  - Evidence: The revolution in data sharing in academia and government, (and even to some extent industry)

# A Three-Part Solution, from Three Revolutions

- 1 Remove human judgment where possible, via formal statistical methods — automate what can be automated
  - Evidence: The revolution in data science (big data, statistics, etc.)
  - Commercial models: Netflix Challenge, Kaggle, TopCoder, Xprize
- 2 Institute formal structural procedures when human judgment is required — focus experts on what they're expert at
  - Evidence: The revolution in social psychology
  - Double-blind experiments, or peer review
  - Violin competitions behind a curtain, without shoes
- 3 Require transparency and data sharing, to catch errors that slip through — bring the advantages of science to government
  - Evidence: The revolution in data sharing in academia and government, (and even to some extent industry)

# A Three-Part Solution, from Three Revolutions

- 1 Remove human judgment where possible, via formal statistical methods — automate what can be automated
  - Evidence: The revolution in data science (big data, statistics, etc.)
  - Commercial models: Netflix Challenge, Kaggle, TopCoder, Xprize
- 2 Institute formal structural procedures when human judgment is required — focus experts on what they're expert at
  - Evidence: The revolution in social psychology
  - Double-blind experiments, or peer review
  - Violin competitions behind a curtain, without shoes
- 3 Require transparency and data sharing, to catch errors that slip through — bring the advantages of science to government
  - Evidence: The revolution in data sharing in academia and government, (and even to some extent industry)

# Without Protections, Internal Pressures Make Bias Likely

## Without Protections, Internal Pressures Make Bias Likely

- OCACT's Stance as the Lone Island of Fairness

## Without Protections, Internal Pressures Make Bias Likely

- OCACT's Stance as the Lone Island of Fairness
  - Many extreme statements: E.g., Steve Goss: "I'll take a bullet before I modify anything under any kind of political pressure"

# Without Protections, Internal Pressures Make Bias Likely

- OCACT's Stance as the Lone Island of Fairness
  - Many extreme statements: E.g., Steve Goss: "I'll take a bullet before I modify anything under any kind of political pressure"
  - We agree: no evidence of OCACT bending to political pressure



# Without Protections, Internal Pressures Make Bias Likely

- OCACT's Stance as the Lone Island of Fairness
  - Many extreme statements: E.g., Steve Goss: "I'll take a bullet before I modify anything under any kind of political pressure"
  - We agree: no evidence of OCACT bending to political pressure
  - But OCACT acts as if it has a monopoly on fairness

# Without Protections, Internal Pressures Make Bias Likely

- OCACT's Stance as the Lone Island of Fairness
  - Many extreme statements: E.g., Steve Goss: "I'll take a bullet before I modify anything under any kind of political pressure"
  - We agree: no evidence of OCACT bending to political pressure
  - But OCACT acts as if it has a monopoly on fairness, letting no one else score proposals,

# Without Protections, Internal Pressures Make Bias Likely

- OCACT's Stance as the Lone Island of Fairness
  - Many extreme statements: E.g., Steve Goss: "I'll take a bullet before I modify anything under any kind of political pressure"
  - We agree: no evidence of OCACT bending to political pressure
  - But OCACT acts as if it has a monopoly on fairness, letting no one else score proposals, make forecasts,

# Without Protections, Internal Pressures Make Bias Likely

- OCACT's Stance as the Lone Island of Fairness
  - Many extreme statements: E.g., Steve Goss: "I'll take a bullet before I modify anything under any kind of political pressure"
  - We agree: no evidence of OCACT bending to political pressure
  - But OCACT acts as if it has a monopoly on fairness, letting no one else score proposals, make forecasts, or decide what's evaluated

# Without Protections, Internal Pressures Make Bias Likely

- OCACT's Stance as the Lone Island of Fairness
  - Many extreme statements: E.g., Steve Goss: "I'll take a bullet before I modify anything under any kind of political pressure"
  - We agree: no evidence of OCACT bending to political pressure
  - But OCACT acts as if it has a monopoly on fairness, letting no one else score proposals, make forecasts, or decide what's evaluated
  - Several said: "Goss is intellectually biased, not politically biased"

# Without Protections, Internal Pressures Make Bias Likely

- OCACT's Stance as the Lone Island of Fairness
  - Many extreme statements: E.g., Steve Goss: "I'll take a bullet before I modify anything under any kind of political pressure"
  - We agree: no evidence of OCACT bending to political pressure
  - But OCACT acts as if it has a monopoly on fairness, letting no one else score proposals, make forecasts, or decide what's evaluated
  - Several said: "Goss is intellectually biased, not politically biased"
- Consistency Bias:

# Without Protections, Internal Pressures Make Bias Likely

- OCACT's Stance as the Lone Island of Fairness
  - Many extreme statements: E.g., Steve Goss: "I'll take a bullet before I modify anything under any kind of political pressure"
  - We agree: no evidence of OCACT bending to political pressure
  - But OCACT acts as if it has a monopoly on fairness, letting no one else score proposals, make forecasts, or decide what's evaluated
  - Several said: "Goss is intellectually biased, not politically biased"
- Consistency Bias:
  - Degrading accuracy to maintain central role in policy debate

# Without Protections, Internal Pressures Make Bias Likely

- OCACT's Stance as the Lone Island of Fairness
  - Many extreme statements: E.g., Steve Goss: "I'll take a bullet before I modify anything under any kind of political pressure"
  - We agree: no evidence of OCACT bending to political pressure
  - But OCACT acts as if it has a monopoly on fairness, letting no one else score proposals, make forecasts, or decide what's evaluated
  - Several said: "Goss is intellectually biased, not politically biased"
- Consistency Bias:
  - Degrading accuracy to maintain central role in policy debate
  - Intentionally biasing today's forecast towards yesterday's  $\rightsquigarrow$  much smoother over time than related forecasts



# Without Protections, Internal Pressures Make Bias Likely

- OCACT's Stance as the Lone Island of Fairness
  - Many extreme statements: E.g., Steve Goss: "I'll take a bullet before I modify anything under any kind of political pressure"
  - We agree: no evidence of OCACT bending to political pressure
  - But OCACT acts as if it has a monopoly on fairness, letting no one else score proposals, make forecasts, or decide what's evaluated
  - Several said: "Goss is intellectually biased, not politically biased"
- Consistency Bias:
  - Degrading accuracy to maintain central role in policy debate
  - Intentionally biasing today's forecast towards yesterday's  $\rightsquigarrow$  much smoother over time than related forecasts
  - When the Technical Panel recommends a change in a parameter:

# Without Protections, Internal Pressures Make Bias Likely

- **OCACT's Stance as the Lone Island of Fairness**
  - Many extreme statements: E.g., Steve Goss: "I'll take a bullet before I modify anything under any kind of political pressure"
  - We agree: no evidence of OCACT bending to political pressure
  - But OCACT acts as if it has a monopoly on fairness, letting no one else score proposals, make forecasts, or decide what's evaluated
  - Several said: "Goss is intellectually biased, not politically biased"
- **Consistency Bias:**
  - Degrading accuracy to maintain central role in policy debate
  - Intentionally biasing today's forecast towards yesterday's  $\rightsquigarrow$  much smoother over time than related forecasts
  - When the Technical Panel recommends a change in a parameter:
    - If Goss has good evidence: he engages the Panel and convinces them

# Without Protections, Internal Pressures Make Bias Likely

- OCACT's Stance as the Lone Island of Fairness
  - Many extreme statements: E.g., Steve Goss: "I'll take a bullet before I modify anything under any kind of political pressure"
  - We agree: no evidence of OCACT bending to political pressure
  - But OCACT acts as if it has a monopoly on fairness, letting no one else score proposals, make forecasts, or decide what's evaluated
  - Several said: "Goss is intellectually biased, not politically biased"
- Consistency Bias:
  - Degrading accuracy to maintain central role in policy debate
  - Intentionally biasing today's forecast towards yesterday's  $\rightsquigarrow$  much smoother over time than related forecasts
  - When the Technical Panel recommends a change in a parameter:
    - If Goss has good evidence: he engages the Panel and convinces them
    - If the Panel has good evidence: he ignores the panel

# Without Protections, Internal Pressures Make Bias Likely

- OCACT's Stance as the Lone Island of Fairness
  - Many extreme statements: E.g., Steve Goss: "I'll take a bullet before I modify anything under any kind of political pressure"
  - We agree: no evidence of OCACT bending to political pressure
  - But OCACT acts as if it has a monopoly on fairness, letting no one else score proposals, make forecasts, or decide what's evaluated
  - Several said: "Goss is intellectually biased, not politically biased"
- Consistency Bias:
  - Degrading accuracy to maintain central role in policy debate
  - Intentionally biasing today's forecast towards yesterday's  $\rightsquigarrow$  much smoother over time than related forecasts
  - When the Technical Panel recommends a change in a parameter:
    - If Goss has good evidence: he engages the Panel and convinces them
    - If the Panel has good evidence: he ignores the panel
    - If the Panel has very strong evidence: he adjusts the parameter part way, and adjusts another so the forecast is unchanged

# Without Protections, Internal Pressures Make Bias Likely

- OCACT's Stance as the Lone Island of Fairness
  - Many extreme statements: E.g., Steve Goss: "I'll take a bullet before I modify anything under any kind of political pressure"
  - We agree: no evidence of OCACT bending to political pressure
  - But OCACT acts as if it has a monopoly on fairness, letting no one else score proposals, make forecasts, or decide what's evaluated
  - Several said: "Goss is intellectually biased, not politically biased"
- Consistency Bias:
  - Degrading accuracy to maintain central role in policy debate
  - Intentionally biasing today's forecast towards yesterday's  $\rightsquigarrow$  much smoother over time than related forecasts
  - When the Technical Panel recommends a change in a parameter:
    - If Goss has good evidence: he engages the Panel and convinces them
    - If the Panel has good evidence: he ignores the panel
    - If the Panel has very strong evidence: he adjusts the parameter part way, and adjusts another so the forecast is unchanged
  - Many quotes; e.g. Goss: "The hard part is trying to balance the need to change on the basis of new ideas and understanding with the desire for consistency and stability over time"

# Ignoring Technical Panel Recommendations

# Ignoring Technical Panel Recommendations

- Process:

# Ignoring Technical Panel Recommendations

- Process:
  - OCACT is extremely responsive in providing information



# Ignoring Technical Panel Recommendations

- Process:
  - OCACT is extremely responsive in providing information
  - “Steve Goss has a seat at every table” when policy is made

# Ignoring Technical Panel Recommendations

- Process:
  - OCACT is extremely responsive in providing information
  - “Steve Goss has a seat at every table” when policy is made
- Technical Panel Methodological Recommendations

# Ignoring Technical Panel Recommendations

- Process:
  - OCACT is extremely responsive in providing information
  - “Steve Goss has a seat at every table” when policy is made
- Technical Panel Methodological Recommendations
  - Little evidence of serious engagement: After each Panel, for the last 15 years:

# Ignoring Technical Panel Recommendations

- Process:
  - OCACT is extremely responsive in providing information
  - “Steve Goss has a seat at every table” when policy is made
- Technical Panel Methodological Recommendations
  - **Little evidence of serious engagement:** After each Panel, for the last 15 years: OCACT adopts a few recommendations,

# Ignoring Technical Panel Recommendations

- Process:
  - OCACT is extremely responsive in providing information
  - “Steve Goss has a seat at every table” when policy is made
- Technical Panel Methodological Recommendations
  - **Little evidence of serious engagement:** After each Panel, for the last 15 years: OCACT adopts a few recommendations, ignores many,

# Ignoring Technical Panel Recommendations

- Process:
  - OCACT is extremely responsive in providing information
  - “Steve Goss has a seat at every table” when policy is made
- Technical Panel Methodological Recommendations
  - **Little evidence of serious engagement:** After each Panel, for the last 15 years: OCACT adopts a few recommendations, ignores many, and does not come close to the achievable ideal

# Ignoring Technical Panel Recommendations

- **Process:**
  - OCACT is extremely responsive in providing information
  - “Steve Goss has a seat at every table” when policy is made
- **Technical Panel Methodological Recommendations**
  - **Little evidence of serious engagement:** After each Panel, for the last 15 years: OCACT adopts a few recommendations, ignores many, and does not come close to the achievable ideal
  - **Little progress on most important issues:**

# Ignoring Technical Panel Recommendations

- **Process:**
  - OCACT is extremely responsive in providing information
  - “Steve Goss has a seat at every table” when policy is made
- **Technical Panel Methodological Recommendations**
  - **Little evidence of serious engagement:** After each Panel, for the last 15 years: OCACT adopts a few recommendations, ignores many, and does not come close to the achievable ideal
  - **Little progress on most important issues:** Adopting formal statistical procedures,



# Ignoring Technical Panel Recommendations

- Process:
  - OCACT is extremely responsive in providing information
  - “Steve Goss has a seat at every table” when policy is made
- Technical Panel Methodological Recommendations
  - **Little evidence of serious engagement:** After each Panel, for the last 15 years: OCACT adopts a few recommendations, ignores many, and does not come close to the achievable ideal
  - **Little progress on most important issues:** Adopting formal statistical procedures, formal uncertainty estimates,

# Ignoring Technical Panel Recommendations

- Process:
  - OCACT is extremely responsive in providing information
  - “Steve Goss has a seat at every table” when policy is made
- Technical Panel Methodological Recommendations
  - **Little evidence of serious engagement:** After each Panel, for the last 15 years: OCACT adopts a few recommendations, ignores many, and does not come close to the achievable ideal
  - **Little progress on most important issues:** Adopting formal statistical procedures, formal uncertainty estimates, transparency,

# Ignoring Technical Panel Recommendations

- **Process:**
  - OCACT is extremely responsive in providing information
  - “Steve Goss has a seat at every table” when policy is made
- **Technical Panel Methodological Recommendations**
  - **Little evidence of serious engagement:** After each Panel, for the last 15 years: OCACT adopts a few recommendations, ignores many, and does not come close to the achievable ideal
  - **Little progress on most important issues:** Adopting formal statistical procedures, formal uncertainty estimates, transparency, data sharing,

# Ignoring Technical Panel Recommendations

- **Process:**
  - OCACT is extremely responsive in providing information
  - “Steve Goss has a seat at every table” when policy is made
- **Technical Panel Methodological Recommendations**
  - **Little evidence of serious engagement:** After each Panel, for the last 15 years: OCACT adopts a few recommendations, ignores many, and does not come close to the achievable ideal
  - **Little progress on most important issues:** Adopting formal statistical procedures, formal uncertainty estimates, transparency, data sharing, and routine systematic forecast evaluations

# Ignoring Technical Panel Recommendations

- Process:
  - OCACT is extremely responsive in providing information
  - “Steve Goss has a seat at every table” when policy is made
- Technical Panel Methodological Recommendations
  - **Little evidence of serious engagement:** After each Panel, for the last 15 years: OCACT adopts a few recommendations, ignores many, and does not come close to the achievable ideal
  - **Little progress on most important issues:** Adopting formal statistical procedures, formal uncertainty estimates, transparency, data sharing, and routine systematic forecast evaluations
- Technical Panel Substantive Recommendations

# Ignoring Technical Panel Recommendations

- **Process:**
  - OCACT is extremely responsive in providing information
  - “Steve Goss has a seat at every table” when policy is made
- **Technical Panel Methodological Recommendations**
  - **Little evidence of serious engagement:** After each Panel, for the last 15 years: OCACT adopts a few recommendations, ignores many, and does not come close to the achievable ideal
  - **Little progress on most important issues:** Adopting formal statistical procedures, formal uncertainty estimates, transparency, data sharing, and routine systematic forecast evaluations
- **Technical Panel Substantive Recommendations**
  - For some: **token dismissals** in the Trustees Report

# Ignoring Technical Panel Recommendations

- Process:
  - OCACT is extremely responsive in providing information
  - “Steve Goss has a seat at every table” when policy is made
- Technical Panel Methodological Recommendations
  - **Little evidence of serious engagement:** After each Panel, for the last 15 years: OCACT adopts a few recommendations, ignores many, and does not come close to the achievable ideal
  - **Little progress on most important issues:** Adopting formal statistical procedures, formal uncertainty estimates, transparency, data sharing, and routine systematic forecast evaluations
- Technical Panel Substantive Recommendations
  - For some: **token dismissals** in the Trustees Report
  - For others: the Trustees Report contradicts the Panel, repeats **identically worded assertions** year after year, without engaging the Panel or the crucial issues raised

# Ignoring Technical Panel Recommendations

- Process:
  - OCACT is extremely responsive in providing information
  - “Steve Goss has a seat at every table” when policy is made
- Technical Panel Methodological Recommendations
  - **Little evidence of serious engagement:** After each Panel, for the last 15 years: OCACT adopts a few recommendations, ignores many, and does not come close to the achievable ideal
  - **Little progress on most important issues:** Adopting formal statistical procedures, formal uncertainty estimates, transparency, data sharing, and routine systematic forecast evaluations
- Technical Panel Substantive Recommendations
  - For some: **token dismissals** in the Trustees Report
  - For others: the Trustees Report contradicts the Panel, repeats **identically worded assertions** year after year, without engaging the Panel or the crucial issues raised
  - The Trustees and Technical Panel agree on many issues too, but the **lack of engagement or mutual understanding** is obvious



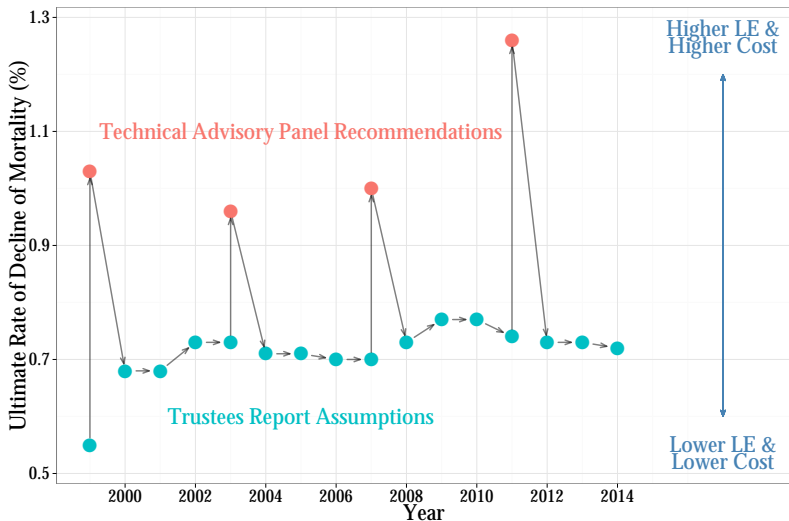
# Ignoring Technical Panel Recommendations

# Ignoring Technical Panel Recommendations

E.g., Ultimate Rates of (All-Cause) Mortality Decline Assumptions

# Ignoring Technical Panel Recommendations

E.g., Ultimate Rates of (All-Cause) Mortality Decline Assumptions



So what explains the bias?

## So what explains the bias?

- OCACT is vulnerable to bias, unprotected because they haven't:

## So what explains the bias?

- OCACT is vulnerable to bias, unprotected because they haven't:
  - Removed human judgment where possible

## So what explains the bias?

- OCACT is vulnerable to bias, unprotected because they haven't:
  - Removed human judgment where possible
  - Instituted formal structural procedures, when judgment is required

## So what explains the bias?

- OCACT is vulnerable to bias, unprotected because they haven't:
  - Removed human judgment where possible
  - Instituted formal structural procedures, when judgment is required
  - Required transparency and data sharing



## So what explains the bias?

- OCACT is vulnerable to bias, unprotected because they haven't:
  - Removed human judgment where possible
  - Instituted formal structural procedures, when judgment is required
  - Required transparency and data sharing
- Massively more intense & complicated politics than ever (details in our paper)

## So what explains the bias?

- OCACT is vulnerable to bias, unprotected because they haven't:
  - Removed human judgment where possible
  - Instituted formal structural procedures, when judgment is required
  - Required transparency and data sharing
- Massively more intense & complicated politics than ever (details in our paper)
- Actuaries hunkered down, insulated themselves, refused to budge when Democrats & Republicans pushed hard for changes

## So what explains the bias?

- OCACT is vulnerable to bias, unprotected because they haven't:
  - Removed human judgment where possible
  - Instituted formal structural procedures, when judgment is required
  - Required transparency and data sharing
- Massively more intense & complicated politics than ever (details in our paper)
- Actuaries hunkered down, insulated themselves, refused to budge when Democrats & Republicans pushed hard for changes
- In the process, they also insulated themselves from the facts:

## So what explains the bias?

- OCACT is vulnerable to bias, unprotected because they haven't:
  - Removed human judgment where possible
  - Instituted formal structural procedures, when judgment is required
  - Required transparency and data sharing
- Massively more intense & complicated politics than ever (details in our paper)
- Actuaries hunkered down, insulated themselves, refused to budge when Democrats & Republicans pushed hard for changes
- In the process, they also insulated themselves from the facts:  
Especially since 2000, Americans started living unexpectedly longer lives

## So what explains the bias?

- OCACT is vulnerable to bias, unprotected because they haven't:
  - Removed human judgment where possible
  - Instituted formal structural procedures, when judgment is required
  - Required transparency and data sharing
- Massively more intense & complicated politics than ever (details in our paper)
- Actuaries hunkered down, insulated themselves, refused to budge when Democrats & Republicans pushed hard for changes
- In the process, they also insulated themselves from the facts:  
Especially since 2000, Americans started living unexpectedly longer lives (due to statins, early cancer detection, etc.)

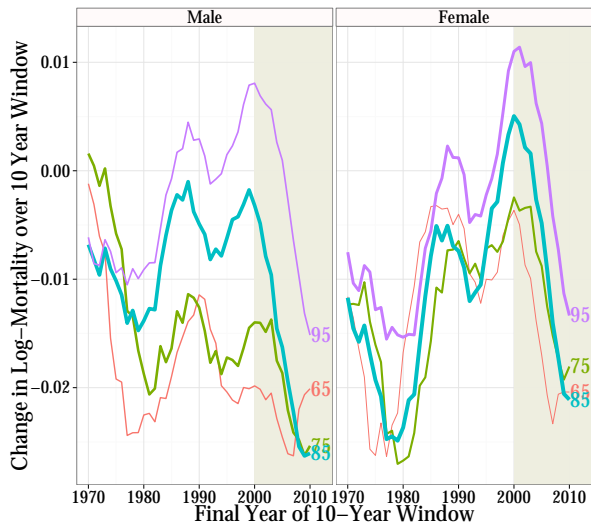
E.g.: Surprisingly Large Mortality Declines Since 2000

## E.g.: Surprisingly Large Mortality Declines Since 2000

(Slopes from regression of  $\log(\text{mortality})$  on time from previous 10 years)

# E.g.: Surprisingly Large Mortality Declines Since 2000

(Slopes from regression of  $\log(\text{mortality})$  on time from previous 10 years)





# Conclusions

# Conclusions

- The Problem

# Conclusions

- The Problem
  - Informal forecasting methods  $\rightsquigarrow$  the potential for bias

# Conclusions

- **The Problem**
  - Informal forecasting methods  $\rightsquigarrow$  the potential for bias
  - Civil servants working hard to resist intense pressure  $\rightsquigarrow$  insulation from the data as well

# Conclusions

- **The Problem**
  - Informal forecasting methods  $\rightsquigarrow$  the potential for bias
  - Civil servants working hard to resist intense pressure  $\rightsquigarrow$  insulation from the data as well
  - Nontransparency, little data sharing  $\rightsquigarrow$  no course corrections

# Conclusions

- **The Problem**

- Informal forecasting methods  $\rightsquigarrow$  the potential for bias
- Civil servants working hard to resist intense pressure  $\rightsquigarrow$  insulation from the data as well
- Nontransparency, little data sharing  $\rightsquigarrow$  no course corrections
- Systematically & increasingly biased forecasts since 2000

# Conclusions

- **The Problem**

- Informal forecasting methods  $\rightsquigarrow$  the potential for bias
- Civil servants working hard to resist intense pressure  $\rightsquigarrow$  insulation from the data as well
- Nontransparency, little data sharing  $\rightsquigarrow$  no course corrections
- Systematically & increasingly biased forecasts since 2000
- Without better procedures, you or I could not do better

# Conclusions

- **The Problem**
  - Informal forecasting methods  $\rightsquigarrow$  the potential for bias
  - Civil servants working hard to resist intense pressure  $\rightsquigarrow$  insulation from the data as well
  - Nontransparency, little data sharing  $\rightsquigarrow$  no course corrections
  - Systematically & increasingly biased forecasts since 2000
  - Without better procedures, you or I could not do better
- **The Solution: Professionalize**



# Conclusions

- **The Problem**
  - Informal forecasting methods  $\rightsquigarrow$  the potential for bias
  - Civil servants working hard to resist intense pressure  $\rightsquigarrow$  insulation from the data as well
  - Nontransparency, little data sharing  $\rightsquigarrow$  no course corrections
  - Systematically & increasingly biased forecasts since 2000
  - Without better procedures, you or I could not do better
- **The Solution: Professionalize**
  - Remove human judgment where possible, via formal statistical methods

# Conclusions

- **The Problem**
  - Informal forecasting methods  $\rightsquigarrow$  the potential for bias
  - Civil servants working hard to resist intense pressure  $\rightsquigarrow$  insulation from the data as well
  - Nontransparency, little data sharing  $\rightsquigarrow$  no course corrections
  - Systematically & increasingly biased forecasts since 2000
  - Without better procedures, you or I could not do better
- **The Solution: Professionalize**
  - **Remove human judgment where possible**, via formal statistical methods — via the data science revolution

# Conclusions

- **The Problem**
  - Informal forecasting methods  $\rightsquigarrow$  the potential for bias
  - Civil servants working hard to resist intense pressure  $\rightsquigarrow$  insulation from the data as well
  - Nontransparency, little data sharing  $\rightsquigarrow$  no course corrections
  - Systematically & increasingly biased forecasts since 2000
  - Without better procedures, you or I could not do better
- **The Solution: Professionalize**
  - **Remove human judgment where possible**, via formal statistical methods — via the data science revolution
  - **Institute formal structural procedures** when human judgment is required

# Conclusions

- **The Problem**
  - Informal forecasting methods  $\rightsquigarrow$  the potential for bias
  - Civil servants working hard to resist intense pressure  $\rightsquigarrow$  insulation from the data as well
  - Nontransparency, little data sharing  $\rightsquigarrow$  no course corrections
  - Systematically & increasingly biased forecasts since 2000
  - Without better procedures, you or I could not do better
- **The Solution: Professionalize**
  - **Remove human judgment where possible**, via formal statistical methods — via the data science revolution
  - **Institute formal structural procedures** when human judgment is required — via the social psychological revolution

# Conclusions

- **The Problem**
  - Informal forecasting methods  $\rightsquigarrow$  the potential for bias
  - Civil servants working hard to resist intense pressure  $\rightsquigarrow$  insulation from the data as well
  - Nontransparency, little data sharing  $\rightsquigarrow$  no course corrections
  - Systematically & increasingly biased forecasts since 2000
  - Without better procedures, you or I could not do better
- **The Solution: Professionalize**
  - **Remove human judgment where possible**, via formal statistical methods — via the data science revolution
  - **Institute formal structural procedures** when human judgment is required — via the social psychological revolution
  - **Require transparency and data sharing** to catch errors that slip through

# Conclusions

- **The Problem**
  - Informal forecasting methods  $\rightsquigarrow$  the potential for bias
  - Civil servants working hard to resist intense pressure  $\rightsquigarrow$  insulation from the data as well
  - Nontransparency, little data sharing  $\rightsquigarrow$  no course corrections
  - Systematically & increasingly biased forecasts since 2000
  - Without better procedures, you or I could not do better
- **The Solution: Professionalize**
  - **Remove human judgment where possible**, via formal statistical methods — via the data science revolution
  - **Institute formal structural procedures** when human judgment is required — via the social psychological revolution
  - **Require transparency and data sharing** to catch errors that slip through — via the scientific revolution

# Conclusions

- **The Problem**
  - Informal forecasting methods  $\rightsquigarrow$  the potential for bias
  - Civil servants working hard to resist intense pressure  $\rightsquigarrow$  insulation from the data as well
  - Nontransparency, little data sharing  $\rightsquigarrow$  no course corrections
  - Systematically & increasingly biased forecasts since 2000
  - Without better procedures, you or I could not do better
- **The Solution: Professionalize**
  - **Remove human judgment where possible**, via formal statistical methods — via the data science revolution
  - **Institute formal structural procedures** when human judgment is required — via the social psychological revolution
  - **Require transparency and data sharing** to catch errors that slip through — via the scientific revolution

---

For more information:

[GaryKing.org](http://GaryKing.org)